



COAXIAL

Adapter

NFFL-SF50+

50Ω DC to 18 GHz N-Female to SMA-Female

FEATURES

- Flat response
- Excellent VSWR
- Four hole flange mount



Generic photo used for illustration purposes only

Model No.	NFFL-SF50+
Case Style	DJ1808
Connectors	N-Female to SMA Female

+RoHS Compliant

The +Suffix identifies RoHS Compliance. See our website for methodologies and qualifications

APPLICATIONS

- Interconnection of RF cables and equipment
- Instrumentation

ELECTRICAL SPECIFICATIONS AT 25°C

Parameter	Frequency (GHz)	Min.	Typ.	Max.	Units
Frequency Range	-	DC	-	18	GHz
Insertion Loss	DC - 18	-	0.01	-	dB
VSWR	DC - 8	-	-	1.15	:1
	DC - 12.4	-	-	1.20	
	DC - 18	-	-	1.30	

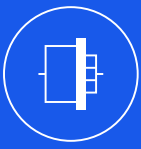
ABSOLUTE MAXIMUM RATINGS

Parameter	Ratings
Operating Temperature	-45°C to +100°C
Storage Temperature	-55°C to +100°C

Permanent damage may occur if any of these limits are exceeded.

REV. B
ECO-016681
NFFL-SF50+
MCL NY
230130





COAXIAL

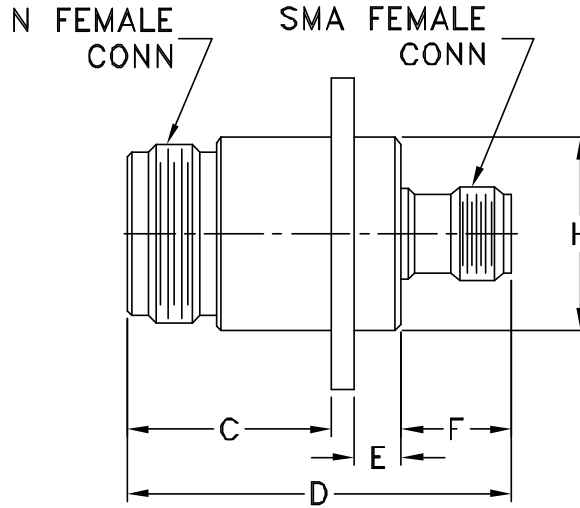
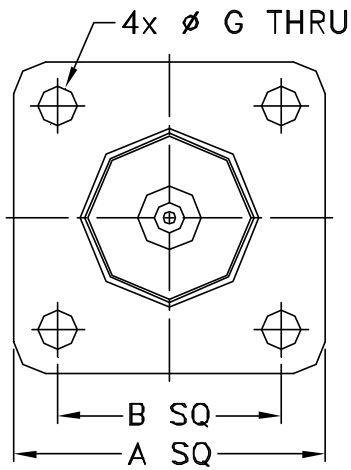
Adapter

NFFL-SF50+

Mini-Circuits

50Ω DC to 18 GHz N-Female to SMA-Female

OUTLINE DRAWING



OUTLINE DIMENSIONS (Inch/mm)

A	B	C	D	E
1.00	.718	.657	1.240	.157
25.4	18.24	16.7	31.5	4.0
F	G	H		wt
.350	.126	.620		grams
8.9	3.2	15.75		36.0



COAXIAL

Adapter

NFFL-SF50+

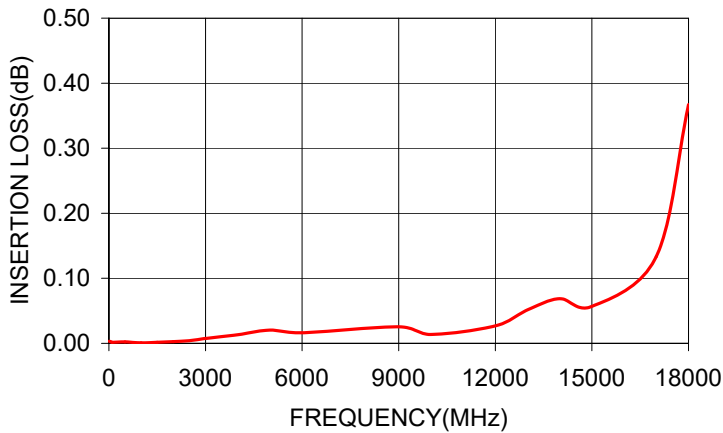
Mini-Circuits

50Ω DC to 18 GHz N-Female to SMA-Female

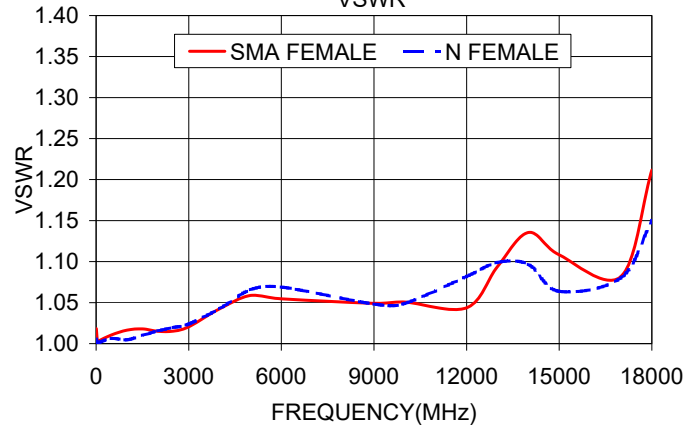
TYPICAL PERFORMANCE DATA

Frequency (MHz)	Insertion Loss (dB)	VSWR (:1)	
		N- Female	SMA-Female
10.00	0.003	1.01	1.02
50.00	0.003	1.00	1.00
100.00	0.002	1.00	1.00
500.00	0.002	1.01	1.01
1000.00	0.001	1.00	1.02
1500.00	0.002	1.01	1.02
2000.00	0.003	1.02	1.02
2500.00	0.004	1.02	1.02
3000.00	0.008	1.02	1.02
4000.00	0.013	1.04	1.04
5000.00	0.020	1.07	1.06
6000.00	0.016	1.07	1.05
9000.00	0.026	1.05	1.05
10000.00	0.014	1.05	1.05
12000.00	0.027	1.08	1.04
13000.00	0.052	1.10	1.09
14000.00	0.069	1.10	1.14
15000.00	0.057	1.06	1.11
17000.00	0.133	1.08	1.08
18000.00	0.367	1.15	1.21

NFFL-SF50+
INSERTION LOSS



NFFL-SF50+
VSWR



NOTES

- A. Performance and quality attributes and conditions not expressly stated in this specification document are intended to be excluded and do not form a part of this specification document.
- B. Electrical specifications and performance data contained in this specification document are based on Mini-Circuit's applicable established test performance criteria and measurement instructions.
- C. The parts covered by this specification document are subject to Mini-Circuits standard limited warranty and terms and conditions (collectively, "Standard Terms"); Purchasers of this part are entitled to the rights and benefits contained therein. For a full statement of the standard terms and the exclusive rights and remedies thereunder, please visit Mini-Circuits' website at www.minicircuits.com/terms/viewterm.html

