

Surface Mount High Pass Filter

SCHF-300

50Ω 290 to 1200 MHz

Maximum Ratings

Operating Temperature -40°C to 85°C

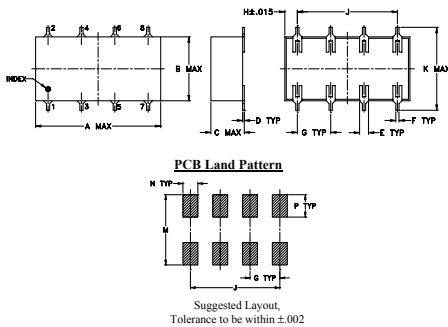
Storage Temperature -55°C to 100°C

Permanent damage may occur if any of these limits are exceeded.

Pin Connections

RF IN	1
OUTPUT	8
GROUND	2,3,4,5,6,7

Outline Drawing

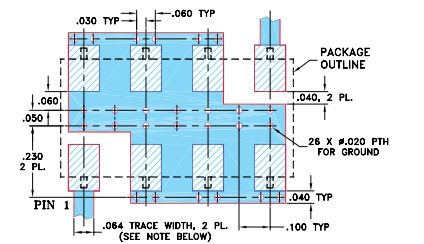


Outline Dimensions (inch)

A	B	C	D	E	F	G
0.75	0.38	0.28	0.01	0.05	0.02	0.2
19.05	9.65	7.11	0.25	1.27	0.51	5.08

H	J	K	M	N	P	wt
0.075	0.6	0.45	0.47	0.1	0.15	grams
1.91	15.24	11.43	11.94	2.54	3.81	1.60

Demo Board MCL P/N: TB-187+ Suggested PCB Layout (PL-049)



Notes

- A. Performance and quality attributes and conditions not expressly stated in this specification document are intended to be excluded and do not form a part of this specification document.
 B. Electrical specifications and performance data contained in this specification document are based on Mini-Circuit's applicable established test performance criteria and measurement instructions.
 C. The parts covered by this specification document are subject to Mini-Circuits standard limited warranty and terms and conditions (collectively, "Standard Terms"); Purchasers of this part are entitled to the rights and benefits contained therein. For a full statement of the Standard Terms and the exclusive rights and remedies thereunder, please visit Mini-Circuits' website at www.minicircuits.com/MCLStore/terms.jsp

Features

- wideband, 290 to 1200 MHz passband
- low pass insertion loss
- custom models available

Applications

- UHF
- cellular
- defense communication
- lab use

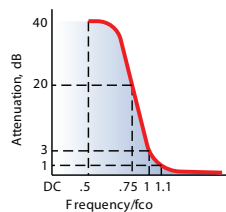


Generic photo used for illustration purposes only
CASE STYLE: YY161

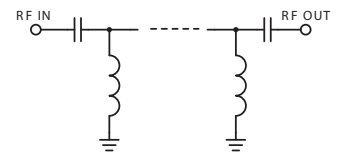
High Pass Filter Electrical Specifications

STOP BAND (MHz)	f _{co} , MHz Nom.	PASSBAND (MHz)	VSWR (:1)		POWER INPUT (W)
			Stopband	Passband	
(loss > 40 dB) (loss > 20 dB)	Typ.	(loss < 1 dB)	Typ.	Typ.	0.5
DC-145	145-190	245	290-1200	18	1.5

typical frequency response



electrical schematic



Typical Performance Data

Frequency (MHz)	Insertion Loss (dB)	VSWR (:1)
10.00	55.73	9492.78
41.80	45.00	1438.06
57.60	44.22	1420.42
73.50	45.29	773.80
89.40	49.98	533.86
105.30	66.87	406.64
121.10	47.40	238.30
145.00	42.79	140.87
153.60	45.49	121.03
170.80	40.59	81.16
188.00	25.63	53.52
192.00	23.24	47.57
196.00	21.01	41.77
200.00	18.94	37.22
245.00	3.21	3.92
290.00	0.51	1.25
483.80	0.26	1.21
722.50	0.24	1.14
961.30	0.26	1.11
1200.00	0.33	1.28

