

Adaptenuator

SM-BM-10

50Ω 0.5W 10dB DC to 2000 MHz



Maximum Ratings

Operating Temperature -55°C to 100°C

Storage Temperature -55°C to 150°C

Permanent damage may occur if any of these limits are exceeded.

Features

- improved interface matching
- wideband, DC to 2000 MHz, useable to 4000 MHz
- excellent VSWR, 1.1:1 typ.
- excellent flatness, ± 0.1 dB typ.
- rugged unibody construction

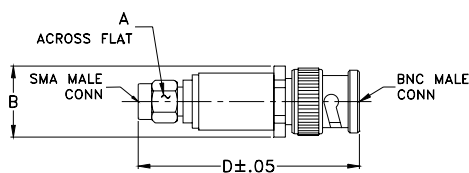
Applications

- instrumentation
- provides attenuation and connector type change
- minimizes hardware

CASE STYLE: DJ869

| Connectors | Model |
|-------------------|-------------------|
| Conn1 SMA-Male | Conn2 BNC-Male |
| SM-BM-10 | |

Outline Drawing



Outline Dimensions (inch/mm)

| A | B | D | wt |
|------|-------|-------|-------|
| .312 | .61 | 1.89 | grams |
| 7.92 | 15.49 | 48.01 | 25.8 |

Electrical Specifications

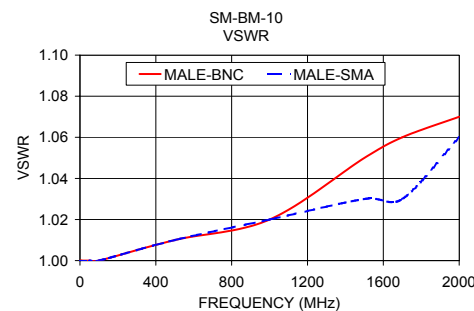
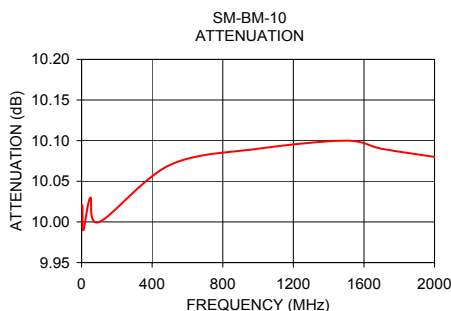
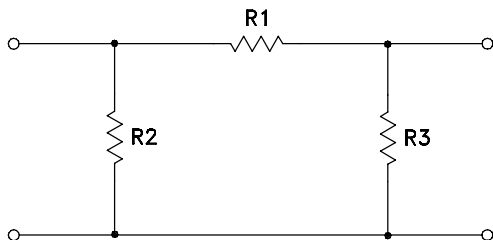
| FREQ. (MHz) | ATTENUATION (dB) | | | | | | VSWR (:1) | | | | | | MAX. INPUT POWER (W) | |
|----------------|------------------|------|----------------|------|----------------|------|---------------|------|----------------|------|----------------|------|-------------------------------|-----|
| | Flatness* | | | | | | | | | | | | | |
| | DC-500 MHz | | DC-1000 MHz | | DC-2000 MHz | | DC-500 MHz | | DC-1000 MHz | | DC-2000 MHz | | | |
| f_L-f_U | Nom. | Typ. | Max. | Typ. | Max. | Typ. | Max. | Typ. | Max. | Typ. | Max. | Typ. | Max. | |
| DC-2000 | 10±0.3 | 0.05 | 0.10 | 0.10 | 0.15 | 0.10 | 0.20 | 1.1 | 1.2 | 1.1 | 1.3 | 1.2 | 1.25 | 0.5 |

*Flatness defined as peak to peak attenuation over band divided by 2.

Typical Performance Data

| FREQUENCY (MHz) | ATTENUATION (dB) | VSWR (:1) | |
|--------------------|---------------------|--------------|----------|
| | | BNC-Male | SMA-Male |
| | | 1.00 | 10.02 |
| 5.00 | 10.02 | 1.00 | 1.00 |
| 10.00 | 9.99 | 1.00 | 1.00 |
| 50.00 | 10.03 | 1.00 | 1.00 |
| 100.00 | 10.00 | 1.00 | 1.00 |
| 500.00 | 10.07 | 1.01 | 1.01 |
| 1000.00 | 10.09 | 1.02 | 1.02 |
| 1500.00 | 10.10 | 1.05 | 1.03 |
| 1700.00 | 10.09 | 1.06 | 1.03 |
| 2000.00 | 10.08 | 1.07 | 1.06 |

Electrical Schematic



Notes

- A. Performance and quality attributes and conditions not expressly stated in this specification document are intended to be excluded and do not form a part of this specification document.
 B. Electrical specifications and performance data contained in this specification document are based on Mini-Circuit's applicable established test performance criteria and measurement instructions.
 C. The parts covered by this specification document are subject to Mini-Circuits' standard limited warranty and terms and conditions (collectively, "Standard Terms"); Purchasers of this part are entitled to the rights and benefits contained therein. For a full statement of the Standard Terms and the exclusive rights and remedies thereunder, please visit Mini-Circuits' website at www.minicircuits.com/MCLStore/terms.jsp

