

Adaptenuator

SM-BM-3

50Ω 0.5W 3dB DC to 2000 MHz



Maximum Ratings

Operating Temperature -55°C to 100°C

Storage Temperature -55°C to 150°C

Permanent damage may occur if any of these limits are exceeded.

Features

- improved interface matching
- wideband, DC to 2000 MHz, useable to 4000 MHz
- excellent VSWR, 1.1:1 typ.
- excellent flatness, ± 0.1 dB typ.
- rugged unibody construction

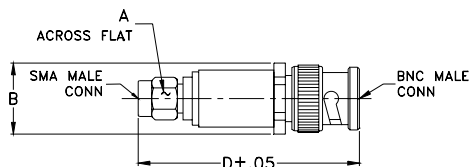
CASE STYLE: DJ869

Connectors	Model
Conn1 SMA-Male	Conn2 BNC-Male
SM-BM-3	

Applications

- instrumentation
- provides attenuation and connector type change
- minimizes hardware

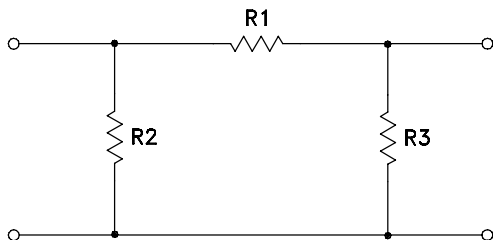
Outline Drawing



Outline Dimensions (inch/mm)

A	B	D	wt
.312	.61	1.89	grams
7.92	15.49	48.01	25.8

Electrical Schematic



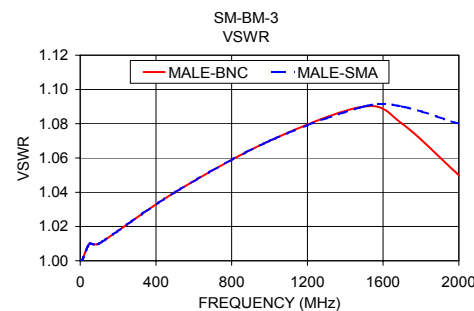
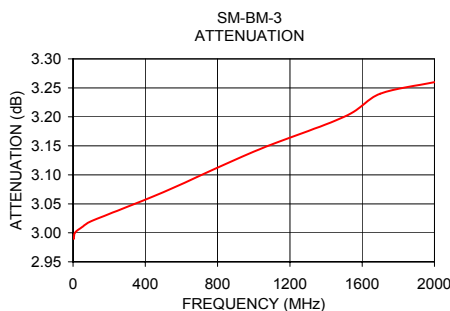
Electrical Specifications

FREQ. (MHz)	ATTENUATION (dB)						VSWR (:1)						MAX. INPUT POWER (W)	
	Flatness*													
	DC-500 MHz		DC-1000 MHz		DC-2000 MHz		DC-500 MHz		DC-1000 MHz		DC-2000 MHz			
f_L-f_U	Nom.	Typ.	Max.	Typ.	Max.	Typ.	Max.	Typ.	Max.	Typ.	Max.	Typ.	Max.	
DC-2000	3±0.3	0.05	0.15	0.10	0.20	0.15	0.25	1.1	1.2	1.1	1.2	1.2	1.25	0.5

*Flatness defined as peak to peak attenuation over band divided by 2.

Typical Performance Data

FREQUENCY (MHz)	ATTENUATION (dB)	VSWR (:1)	
		BNC-Male	SMA-Male
1.00	2.99	1.00	1.00
5.00	2.99	1.00	1.00
10.00	3.00	1.00	1.00
50.00	3.01	1.01	1.01
100.00	3.02	1.01	1.01
500.00	3.07	1.04	1.04
1000.00	3.14	1.07	1.07
1500.00	3.20	1.09	1.09
1700.00	3.24	1.08	1.09
2000.00	3.26	1.05	1.08



Notes

- A. Performance and quality attributes and conditions not expressly stated in this specification document are intended to be excluded and do not form a part of this specification document.
 B. Electrical specifications and performance data contained in this specification document are based on Mini-Circuit's applicable established test performance criteria and measurement instructions.
 C. The parts covered by this specification document are subject to Mini-Circuits standard limited warranty and terms and conditions (collectively, "Standard Terms"); Purchasers of this part are entitled to the rights and benefits contained therein. For a full statement of the Standard Terms and the exclusive rights and remedies thereunder, please visit Mini-Circuits' website at www.minicircuits.com/MCLStore/terms.jsp

