

Surface Mount

RF Transformer

T1-6-KK81

50Ω

0.01 to 150 MHz



Generic photo used for illustration purposes only

CASE STYLE: KK81

Maximum Ratings

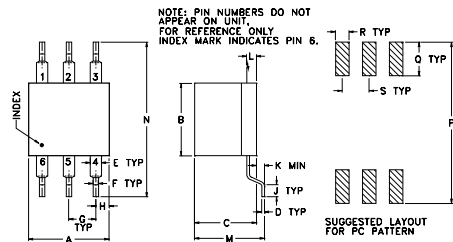
Operating Temperature	-20°C to 85°C
Storage Temperature	-55°C to 100°C
RF Power	250mW
DC Current	30mA

Permanent damage may occur if any of these limits are exceeded.

Pin Connections

PRIMARY DOT	4
PRIMARY	6
SECONDARY DOT	3
SECONDARY	1
SECONDARY CT	—
NOT USED	2,5

Outline Drawing



Outline Dimensions (inch)

A	B	C	D	E	F	G	H	J
.30	.27	.23	.010	.042	.020	.100	.05	.05
7.62	6.86	5.84	0.25	1.07	0.51	2.54	1.27	1.27
K	L	M	N	P	Q	R	S	wt
.020	.036	.26	.575	.600	.125	.050	.100	grams
0.51	0.91	6.60	14.61	15.24	3.18	1.27	2.54	0.50

Features

- good return loss
- also available with plug-in (X65) and flat-pack (W38) leads

Applications

- HF/VHF
- receivers/transmitters

Transformer Electrical Specifications

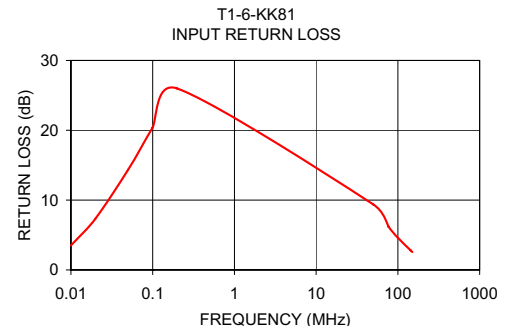
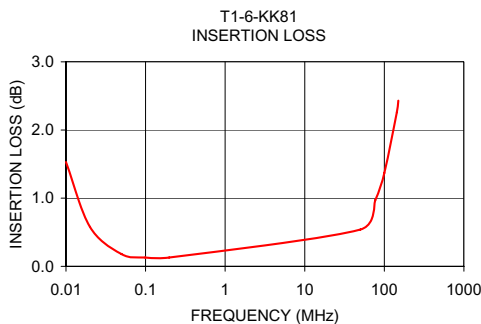
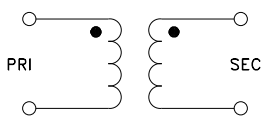
Ω RATIO	FREQUENCY (MHz)	INSERTION LOSS*		
		3 dB MHz	2 dB MHz	1 dB MHz
1	0.01-150	0.01-150	0.02-100	0.05-50

* Insertion Loss is referenced to mid-band loss, 0.15 dB typ.

Typical Performance Data

FREQUENCY (MHz)	INSERTION LOSS (dB)	INPUT R. LOSS (dB)
0.01	1.53	3.51
0.02	0.58	7.36
0.05	0.18	14.35
0.10	0.13	20.32
0.20	0.13	26.00
50.00	0.54	9.38
76.89	0.97	6.19
100.00	1.37	4.61
143.59	2.26	2.79
150.00	2.43	2.57

Config. C



Notes

- Performance and quality attributes and conditions not expressly stated in this specification document are intended to be excluded and do not form a part of this specification document.
- Electrical specifications and performance data contained in this specification document are based on Mini-Circuit's applicable established test performance criteria and measurement instructions.
- The parts covered by this specification document are subject to Mini-Circuits standard limited warranty and terms and conditions (collectively, "Standard Terms"); Purchasers of this part are entitled to the rights and benefits contained therein. For a full statement of the Standard Terms and the exclusive rights and remedies thereunder, please visit Mini-Circuits' website at www.minicircuits.com/MCLStore/terms.jsp

