

Surface Mount RF Transformer

50Ω 0.1 to 300 MHz

T1.5-1+



Generic photo used for illustration purposes only
CASE STYLE: W38

+RoHS Compliant

The +Suffix identifies RoHS Compliance. See our web site for RoHS Compliance methodologies and qualifications

Maximum Ratings

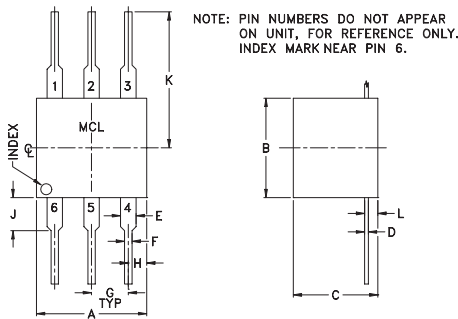
| | |
|-----------------------|----------------|
| Operating Temperature | -20°C to 85°C |
| Storage Temperature | -55°C to 100°C |
| RF Power | 250mW |
| DC Current | 30mA |

Permanent damage may occur if any of these limits are exceeded.

Pin Connections

| | |
|---------------|-----|
| PRIMARY DOT | 4 |
| PRIMARY | 6 |
| SECONDARY DOT | 3 |
| SECONDARY | 1 |
| SECONDARY CT | — |
| NOT USED | 2,5 |

Outline Drawing



Outline Dimensions (inch/mm)

| | | | | | |
|------|------|------|------|------|-------|
| A | B | C | D | E | F |
| .30 | .27 | .23 | .010 | .042 | .020 |
| 7.62 | 6.86 | 5.84 | 0.25 | 1.07 | 0.51 |
| G | H | J | K | L | wt |
| .100 | .05 | .09 | .31 | .036 | grams |
| 2.54 | 1.27 | 2.29 | 7.87 | 0.91 | 0.50 |

Features

- wideband, 0.1 to 300 MHz
- excellent return loss
- also available with plug-in (X65) surface mount gull-wing (KK81) leads

Applications

- VHF/UHF
- receivers/transmitters
- impedance matching

Transformer Electrical Specifications

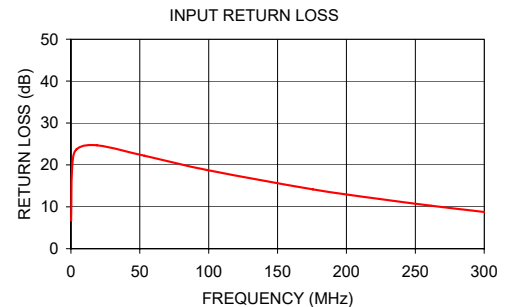
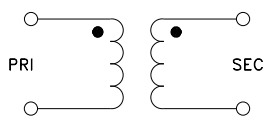
| Ω RATIO (Secondary/Primary) | FREQUENCY (MHz) | INSERTION LOSS* | | |
|--------------------------------|--------------------|-----------------|-------------|-------------|
| | | 3 dB MHz | 2 dB MHz | 1 dB MHz |
| 1.5 | 0.1-300 | 0.1-300 | 0.2-150 | 0.5-80 |

* Insertion Loss is referenced to mid-band loss, 0.4 dB typ.

Typical Performance Data

| FREQUENCY (MHz) | INSERTION LOSS (dB) | INPUT R. LOSS (dB) |
|--------------------|---------------------------|--------------------------|
| 0.10 | 1.96 | 6.70 |
| 0.85 | 0.64 | 19.19 |
| 4.00 | 0.38 | 23.71 |
| 18.93 | 0.36 | 24.68 |
| 53.35 | 0.42 | 22.20 |
| 99.34 | 0.61 | 18.74 |
| 175.64 | 0.89 | 14.16 |
| 223.68 | 0.96 | 11.88 |
| 261.29 | 1.03 | 10.26 |
| 300.00 | 1.19 | 8.75 |

Config. C



Notes

- Performance and quality attributes and conditions not expressly stated in this specification document are intended to be excluded and do not form a part of this specification document.
- Electrical specifications and performance data contained in this specification document are based on Mini-Circuit's applicable established test performance criteria and measurement instructions.
- The parts covered by this specification document are subject to Mini-Circuits standard limited warranty and terms and conditions (collectively, "Standard Terms"); Purchasers of this part are entitled to the rights and benefits contained therein. For a full statement of the Standard Terms and the exclusive rights and remedies thereunder, please visit Mini-Circuits' website at www.minicircuits.com/MCLStore/terms.jsp

