

Frequency Mixer

TAK-1H+

Level 17 (LO Power +17 dBm) 2 to 500 MHz



Generic photo used for illustration purposes only
CASE STYLE: A05

+RoHS Compliant

The +Suffix identifies RoHS Compliance. See our web site for RoHS Compliance methodologies and qualifications

Maximum Ratings

Operating Temperature	-55°C to 100°C
Storage Temperature	-55°C to 100°C
RF Power	200mW
IF Current	40mA

Permanent damage may occur if any of these limits are exceeded.

Pin Connections

LO	8
RF	1
IF	3,4 [^]
GROUND	2,5,6,7
CASE GROUND	2

[^] pins must be connected together externally

Features

- low conversion loss, 5.93 dB typ.
- high isolation, 40 dB typ. L-R, 35 dB typ. L-I
- rugged welded construction
- hermetically sealed

Applications

- VHF/UHF
- instrumentation
- defense & federal communications

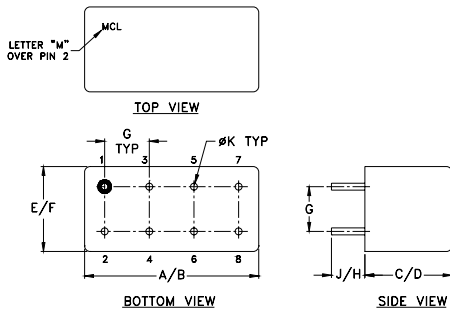
Electrical Specifications

FREQUENCY (MHz)		CONVERSION LOSS (dB)				LO-RF ISOLATION (dB)						LO-IF ISOLATION (dB)					
LO/RF	IF	Mid-Band		Total Range Max.	L		M		U		L		M		U		
$f_c - f_u$		\bar{X}	σ		Max.	Typ.	Min.	Typ.	Min.	Typ.	Min.	Typ.	Min.	Typ.	Min.	Typ.	Min.
2-500	DC-500	5.93	0.08	7.5	8.5	50	40	40	30	30	25	45	35	35	25	25	20

1 dB COMP.: +14 dBm typ.

L = low range [f_l to $10 f_l$] M = mid range [$10 f_l$ to $f_u/2$] U = upper range [$f_u/2$ to f_u]
m = mid band [$2f_l$ to $f_u/2$]

Outline Drawing



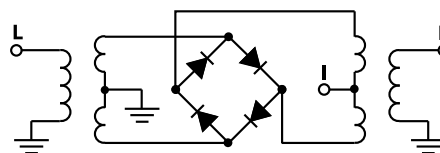
Outline Dimensions (inch/mm)

A	B	C	D	E	F
.770	.800	.240	.250	.370	.400
19.56	20.32	6.10	6.35	9.40	10.16
G	H	J	K	wt	
.200	.20	.14	.031	grams	
5.08	5.08	3.56	0.79	3.7	

Typical Performance Data

Frequency (MHz)		Conversion Loss (dB)	Isolation L-R (dB)	Isolation L-I (dB)	VSWR RF Port (:1)	VSWR LO Port (:1)
RF	LO	LO +17dBm	LO +17dBm	LO +17dBm	LO +17dBm	LO +17dBm
2.00	32.00	6.30	62.98	52.28	1.22	1.67
5.00	35.00	5.95	62.06	52.79	1.10	1.60
10.00	40.00	5.92	60.47	52.35	1.03	1.63
20.00	50.00	5.91	57.14	51.13	1.02	1.61
34.13	64.13	5.81	53.27	49.30	1.04	1.58
50.00	80.00	5.72	50.24	47.27	1.06	1.57
66.26	96.26	5.66	48.03	45.61	1.07	1.55
82.33	52.33	5.71	46.33	44.27	1.08	1.54
100.00	70.00	5.63	44.99	43.26	1.09	1.57
130.52	100.52	5.61	43.18	41.91	1.10	1.55
162.65	132.65	5.61	41.46	40.45	1.10	1.55
200.00	170.00	5.60	40.12	39.22	1.08	1.60
259.04	229.04	5.42	38.10	37.51	1.07	1.67
307.24	277.24	5.62	37.54	36.13	1.06	1.70
355.43	325.43	5.86	37.41	36.94	1.05	1.76
387.56	357.56	5.92	36.35	35.99	1.04	1.82
435.76	405.76	5.81	35.35	33.91	1.05	1.84
467.89	437.89	5.90	36.34	33.81	1.06	1.85
483.95	453.95	6.08	36.44	33.54	1.08	1.87
500.00	470.00	6.27	36.27	33.21	1.09	1.90

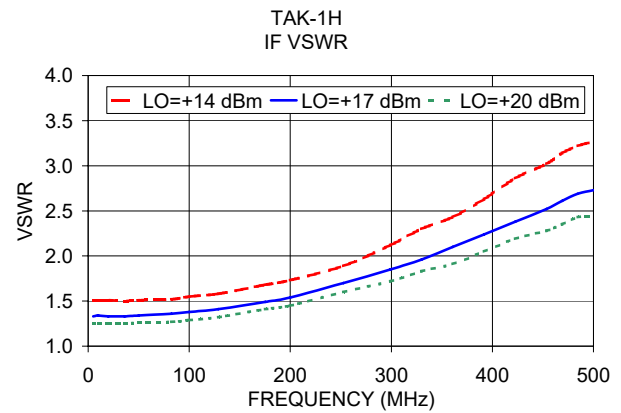
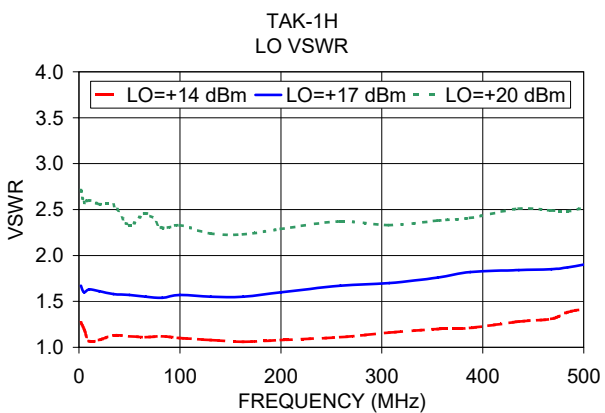
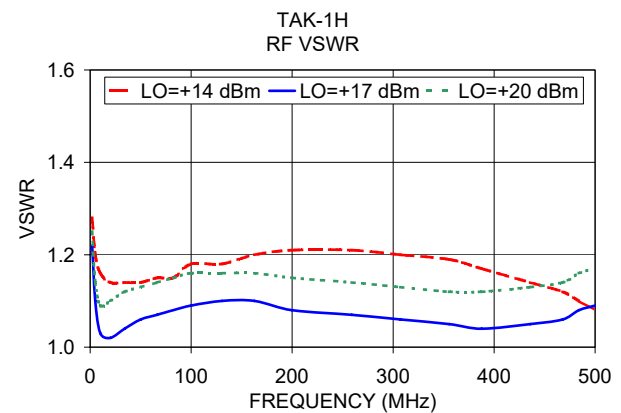
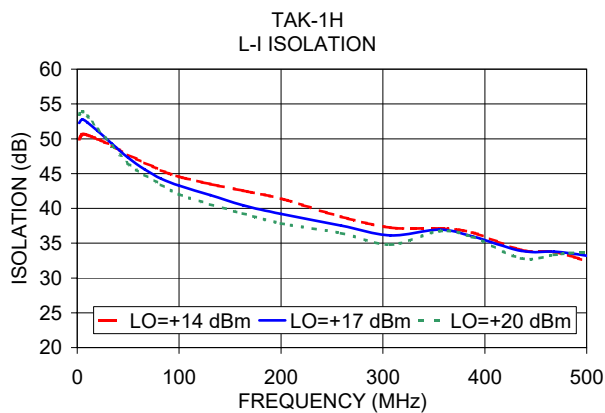
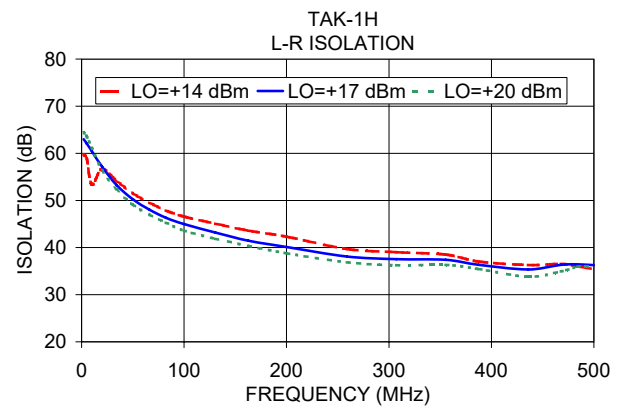
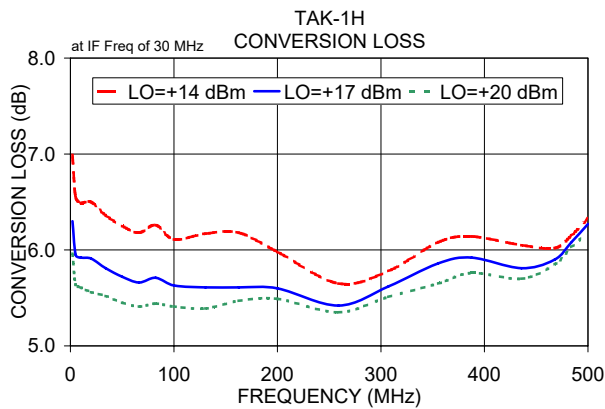
Electrical Schematic



Notes

- Performance and quality attributes and conditions not expressly stated in this specification document are intended to be excluded and do not form a part of this specification document.
- Electrical specifications and performance data contained in this specification document are based on Mini-Circuit's applicable established test performance criteria and measurement instructions.
- The parts covered by this specification document are subject to Mini-Circuits standard limited warranty and terms and conditions (collectively, "Standard Terms"); Purchasers of this part are entitled to the rights and benefits contained therein. For a full statement of the Standard Terms and the exclusive rights and remedies thereunder, please visit Mini-Circuits' website at www.minicircuits.com/MCLStore/terms.jsp





Notes

- A. Performance and quality attributes and conditions not expressly stated in this specification document are intended to be excluded and do not form a part of this specification document.
- B. Electrical specifications and performance data contained in this specification document are based on Mini-Circuit's applicable established test performance criteria and measurement instructions.
- C. The parts covered by this specification document are subject to Mini-Circuits standard limited warranty and terms and conditions (collectively, "Standard Terms"); Purchasers of this part are entitled to the rights and benefits contained therein. For a full statement of the Standard Terms and the exclusive rights and remedies thereunder, please visit Mini-Circuits' website at www.minicircuits.com/MCLStore/terms.jsp

