


Surface Mount RF Transformer

TC9-1G2+

50Ω

2 to 200 MHz



CASE STYLE: AT224-3

+RoHS Compliant

The +Suffix identifies RoHS Compliance. See our web site for RoHS Compliance methodologies and qualifications

Available Tape and Reel at no extra cost

Reel Size	Devices/Reel
7"	20, 50, 100, 200, 500
13"	1000, 2000

Maximum Ratings

Operating Temperature	-20°C to 85°C
Storage Temperature	-55°C to 100°C
RF Power	0.25W
DC Current	30mA

Permanent damage may occur if any of these limits are exceeded.

Pin Connections

PRIMARY DOT	6
PRIMARY	4
SECONDARY DOT	1
SECONDARY	3
SECONDARY CT	2

Features

- suitable for tin/lead and RoHS solder systems
- good return loss
- excellent amplitude unbalance, 0.1 dB typ. and phase unbalance, 1 deg. typ. in 1 dB band width
- aqueous washable

Applications

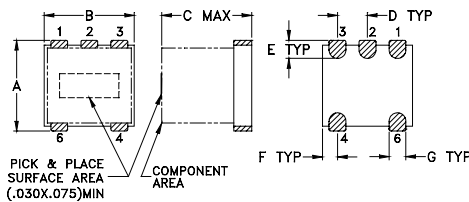
- impedance matching

Transformer Electrical Specifications

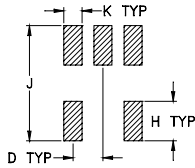
Ω RATIO (Secondary/Primary)	FREQUENCY (MHz)	INSERTION LOSS*		
		3 dB MHz	2 dB MHz	1 dB MHz
9	2-200	2-200	3-100	5-40

* Insertion Loss is referenced to mid-band loss, 0.7 dB typ.

Outline Drawing AT224-3



PCB Land Pattern



Suggested Layout,
Tolerance to be within ±.002

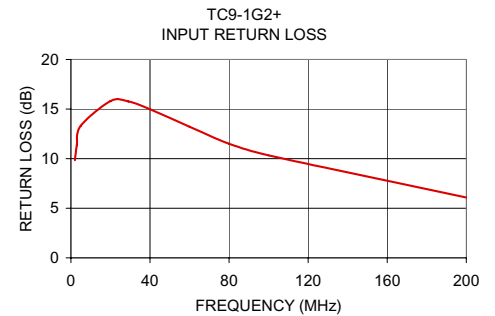
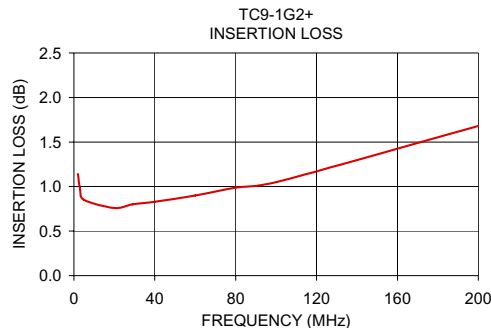
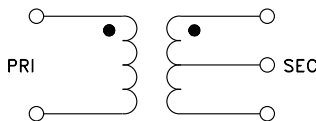
Outline Dimensions (inch)

A	B	C	D	E	F	G	H	J	K	wt
.150	.150	.150	.050	.030	.025	.028	.065	.190	.030	grams
3.81	3.81	3.81	1.27	0.76	0.64	0.71	1.65	4.83	0.76	0.10

Typical Performance Data

FREQUENCY (MHz)	INSERTION LOSS (dB)	INPUT R. LOSS (dB)
2.00	1.14	9.85
3.00	0.98	11.35
5.00	0.85	13.33
20.00	0.76	15.80
29.00	0.80	15.77
40.00	0.83	14.99
60.00	0.90	13.22
80.00	0.99	11.5
100.00	1.05	10.34
200.00	1.68	6.08

Config. A



Notes

- Performance and quality attributes and conditions not expressly stated in this specification document are intended to be excluded and do not form a part of this specification document.
- Electrical specifications and performance data contained in this specification document are based on Mini-Circuit's applicable established test performance criteria and measurement instructions.
- The parts covered by this specification document are subject to Mini-Circuits standard limited warranty and terms and conditions (collectively, "Standard Terms"); Purchasers of this part are entitled to the rights and benefits contained therein. For a full statement of the Standard Terms and the exclusive rights and remedies thereunder, please visit Mini-Circuits' website at www.minicircuits.com/MCLStore/terms.jsp

Mini-Circuits®

www.minicircuits.com P.O. Box 350166, Brooklyn, NY 11235-0003 (718) 934-4500 sales@minicircuits.com

REV. B
M151107
TC9-1G2+
ED-4155/2
IG/TD/CP/AM
151018
Page 1 of 1