


RF Transformer

TCL1-19G2+

50Ω 800 to 1900 MHz



CASE STYLE: AT224-3

Maximum Ratings

Operating Temperature	-20°C to 85°C
Storage Temperature	-55°C to 100°C
RF Power	0.25 W
DC Current	30 mA

Permanent damage may occur if any of these limits are exceeded.

Pin Connections

PRIMARY DOT	6
PRIMARY	4
SECONDARY DOT	1
SECONDARY	3
NOT USED	2

Features

- wideband, 800 to 1900 MHz
- balanced transmission line
- leadless surface mount
- aqueous washable

Applications

- cellular
- PCN
- GPS
- baluns
- impedance matching

+RoHS Compliant
The +Suffix identifies RoHS Compliance. See our web site for RoHS Compliance methodologies and qualifications

Available Tape and Reel at no extra cost

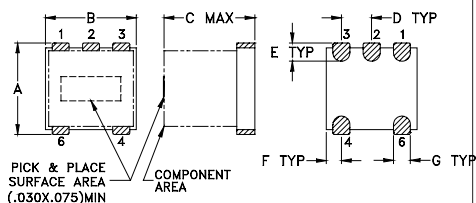
Reel Size	Devices/Reel
7"	20, 50, 100, 200, 500
13"	1000, 2000

Transformer Electrical Specifications

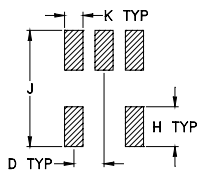
Ω RATIO	FREQUENCY (MHz)	INSERTION LOSS*	
		3 dB MHz	1 dB MHz
1	800-1900	800-1900	800-1400

* Insertion Loss is referenced to mid-band loss, 0.2 dB typ.

Outline Drawing AT224-3



PCB Land Pattern



Suggested Layout, Tolerance to be within ±0.002

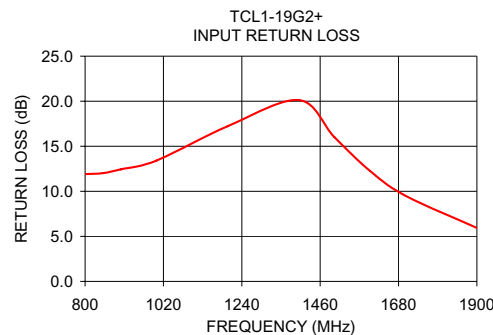
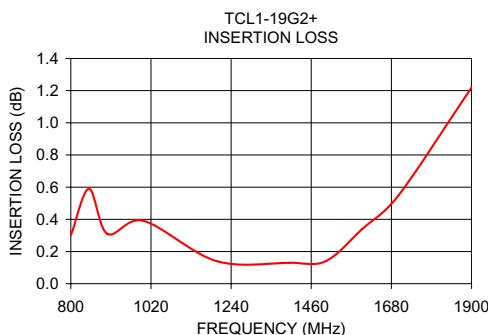
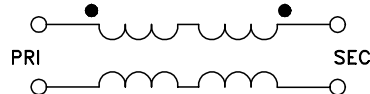
Outline Dimensions (inch/mm)

A	B	C	D	E	F	
.150	.150	.150	.050	.030	.025	
3.81	3.81	3.81	1.27	0.76	0.64	
G	H	J	K			wt
.028	.065	.190	.030			grams
0.71	1.65	4.83	0.76			0.10

Typical Performance Data

FREQUENCY (MHz)	INSERTION LOSS (dB)	INPUT R. LOSS (dB)
800.00	0.30	11.91
850.00	0.59	12.02
900.00	0.31	12.44
1000.00	0.39	13.40
1200.00	0.14	17.22
1400.00	0.13	20.13
1500.00	0.14	16.01
1600.00	0.34	12.26
1700.00	0.55	9.49
1900.00	1.22	5.94

Config. G



Notes

- Performance and quality attributes and conditions not expressly stated in this specification document are intended to be excluded and do not form a part of this specification document.
- Electrical specifications and performance data contained in this specification document are based on Mini-Circuit's applicable established test performance criteria and measurement instructions.
- The parts covered by this specification document are subject to Mini-Circuits standard limited warranty and terms and conditions (collectively, "Standard Terms"); Purchasers of this part are entitled to the rights and benefits contained therein. For a full statement of the Standard Terms and the exclusive rights and remedies thereunder, please visit Mini-Circuits' website at www.minicircuits.com/MCLStore/terms.jsp

