

Plug-In RF Transformer

50Ω 0.005 to 100 MHz

TTMO-1-1+



CASE STYLE: A03

+RoHS Compliant
The +Suffix identifies RoHS Compliance. See our web site for RoHS Compliance methodologies and qualifications

Maximum Ratings

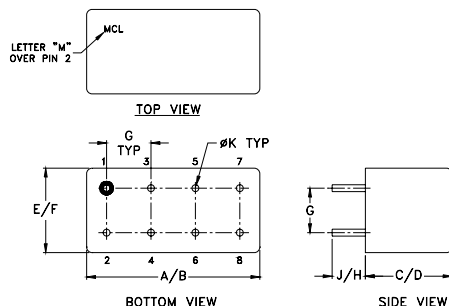
Operating Temperature	-55°C to 100°C
Storage Temperature	-55°C to 100°C
RF Power	250mW
DC Current	30mA

Permanent damage may occur if any of these limits are exceeded.

Pin Connections

PRIMARY DOT	1
PRIMARY	5
SECONDARY DOT	2
SECONDARY	6
SECONDARY CT	4
CASE GROUND	7,8
PRIMARY CT	3

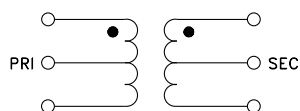
Outline Drawing



Outline Dimensions (inch/mm)

A	B	C	D	E	F
.480	.500	.390	.405	.210	.230
12.19	12.70	9.91	10.29	5.33	5.84
G	H	J	K	wt	
.100	.20	.14	.020	grams	
2.54	5.08	3.56	0.51	2.3	

Config. B



Notes

- Performance and quality attributes and conditions not expressly stated in this specification document are intended to be excluded and do not form a part of this specification document.
- Electrical specifications and performance data contained in this specification document are based on Mini-Circuit's applicable established test performance criteria and measurement instructions.
- The parts covered by this specification document are subject to Mini-Circuits standard limited warranty and terms and conditions (collectively, "Standard Terms"); Purchasers of this part are entitled to the rights and benefits contained therein. For a full statement of the Standard Terms and the exclusive rights and remedies thereunder, please visit Mini-Circuits' website at www.minicircuits.com/MCLStore/terms.jsp

Features

- wideband, 0.005 to 100 MHz
- excellent return loss
- hermetic case

Applications

- military, hi-rel requirements
- HF/VHF
- receivers/transmitters
- balanced antennas

Transformer Electrical Specifications

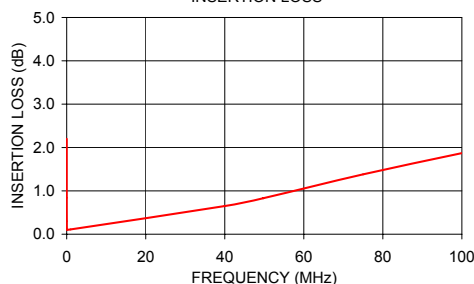
Ω RATIO (Secondary/Primary)	FREQUENCY (MHz)	INSERTION LOSS*		
		3 dB MHz	2 dB MHz	1 dB MHz
1	0.005-100	0.005-100	0.01-75	0.05-40

* Insertion Loss is referenced to mid-band loss, 0.1 dB typ.

Typical Performance Data

FREQUENCY (MHz)	INSERTION LOSS (dB)	INPUT R. LOSS (dB)
0.005	2.20	2.65
0.01	0.84	6.23
0.02	0.30	11.73
0.05	0.11	21.19
0.10	0.10	33.49
1.00	0.11	35.59
40.00	0.65	9.49
49.70	0.83	7.84
75.00	1.38	4.96
100.00	1.87	3.51

TTMO-1-1+
INSERTION LOSS



TTMO-1-1+
INPUT RETURN LOSS

