



COAXIAL

Fixed Attenuator

UNAT-A-SERIES

Mini-Circuits

50Ω Up to 1W DC to 6000 MHz

THE BIG DEAL

- Wideband coverage, DC to 6000 MHz
- Up to 1 Watt rating
- Rugged unibody construction
- Excellent VSWR
- Excellent flatness



Generic photo used for illustration purposes only

APPLICATIONS

- Signal level adjustment
- Impedance matching

Model No.	UNAT-A-SERIES
Case Style	FF779
Connectors	N-Type

+RoHS Compliant
 The +Suffix identifies RoHS Compliance. See our web site for RoHS Compliance methodologies and qualifications

PRODUCT OVERVIEW

Mini-Circuits' UNAT-A series are fixed attenuators from DC to 6000 MHz frequency range with excellent flatness in attenuation. UNAT-A series is available with nominal attenuation of 1 to 30 dB. This attenuator series support testing and measurement application. Precise performance, excellent VSWR and rugged unibody construction makes the model ideal solution for systems requiring precise attenuation across very wide frequency range.

KEY FEATURES

Feature	Advantages
Rugged construction	Excellent durability for a long lifetime of use
Up to 1 Watt rating	Good power handling
Excellent VSWR	Well matched for 50Ω systems
Flat attenuation	Good performance over the band

REV. OR
 ECO-009417
 UNAT-7A+
 EDU4151
 URJ
 210825



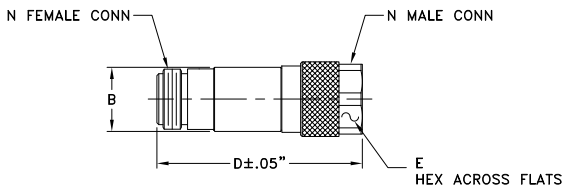


MAXIMUM RATINGS

Operating Temperature	-45°C to 100°C
Storage Temperature	-55°C to 100°C

Permanent damage may occur if any of these limits are exceeded.

OUTLINE DRAWING



OUTLINE DIMENSIONS (Inch / mm)

A	B	C	D	E	Wt.
--	.71	--	2.11	.718	grams
--	18.03	--	53.59	18.24	72.5

Note: Please refer to case style drawing for details

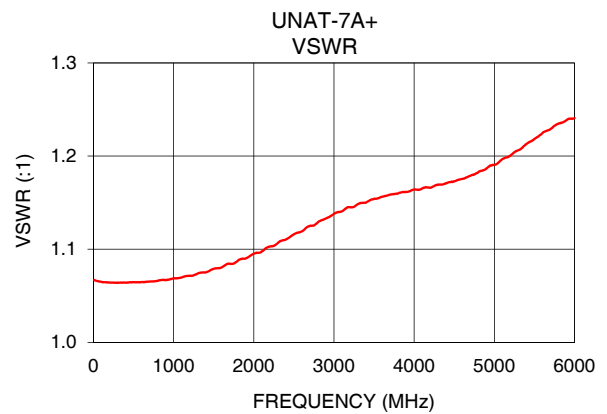
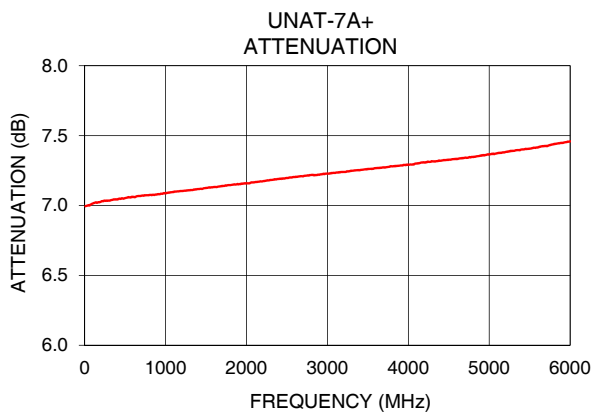
ELECTRICAL SPECIFICATIONS AT 25°C

Parameter	Condition (MHz)	Min.	Typ.	Max.	Unit
Frequency Range		DC	-	6000	MHz
Attenuation ¹ nominal ³	10	-	7 ± 0.3	-	dB
Attenuation Flatness ²	DC - 3000	-	0.20	-	dB
	3000 - 4500	-	0.15	-	
	4500 - 6000	-	0.15	-	
	DC - 6000	-	0.40	-	
VSWR	DC - 3000	-	1.2	1.5	:1
	3000 - 4500	-	1.2	1.5	
	4500 - 6000	-	1.5	-	
Input Power		-	-	1	W

1. Attenuation varies by 0.3 dB max. over temperature.
2. Flatness = variation over band divided by 2.
3. Nominal attenuation at 10 MHz

TYPICAL PERFORMANCE DATA

Frequency (MHz)	Attenuation (dB)	VSWR (:1)
10	6.99	1.07
100	7.01	1.06
500	7.05	1.06
900	7.08	1.07
1000	7.09	1.07
1400	7.12	1.08
1500	7.13	1.08
2000	7.16	1.10
2500	7.20	1.12
2800	7.22	1.13
3000	7.23	1.14
4000	7.29	1.16
4500	7.33	1.17
5000	7.37	1.19
6000	7.46	1.24



- NOTES
- Performance and quality attributes and conditions not expressly stated in this specification document are intended to be excluded and do not form a part of this specification document.
 - Electrical specifications and performance data contained in this specification document are based on Mini-Circuit's applicable established test performance criteria and measurement instructions.
 - The parts covered by this specification document are subject to Mini-Circuits standard limited warranty and terms and conditions (collectively, "Standard Terms"); Purchasers of this part are entitled to the rights and benefits contained therein. For a full statement of the standard. Terms and the exclusive rights and remedies thereunder, please visit Mini-Circuits' website at www.minicircuits.com/MCLStore/terms.jsp