

Coaxial High Pass Filter

VHF-1910+

50Ω 2000 to 5200 MHz



Generic photo used for illustration purposes only

CASE STYLE: FF704

Connectors	Model
SMA	VHF-1910+

+RoHS Compliant

The +Suffix identifies RoHS Compliance. See our web site for RoHS Compliance methodologies and qualifications

Maximum Ratings

Operating Temperature	-55°C to 100°C
Storage Temperature	-55°C to 100°C
RF Power Input*	7W max. at 25°C

* Passband rating, derate linearly to 3W at 100°C ambient. Permanent damage may occur if any of these limits are exceeded.

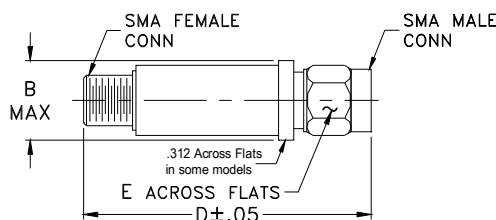
Features

- rugged unibody construction, small size
- 7 sections
- temperature stable
- excellent power handling, 7W
- low cost

Applications

- sub-harmonic rejection
- transmitters/receivers
- lab use

Outline Drawing



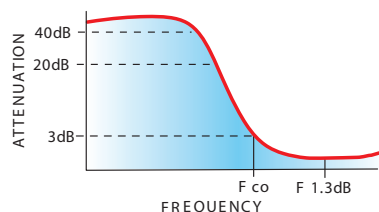
Outline Dimensions (inch/mm)

B	D	E	wt
.410	1.43	.312	grams
10.41	36.32	7.92	10.0

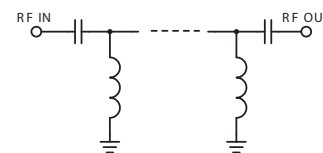
Electrical Specifications (T_{AMB}=25°C)

STOP BAND (MHz)		f _{co} , MHz	PASSBAND (MHz)		VSWR (:1)	NO. OF SECTIONS
Min.	Typ.	Nom.	(loss < 1.3 dB)	(loss < 2 dB)	Typ.	
(loss > 40 dB)	(loss > 20 dB)	Typ.	Max.	Typ.	Stopband	
1075	1400	1910	2200-4400	2000-5200	20:1	7
					Frequency (MHz)	
					1.5:1	

typical frequency response

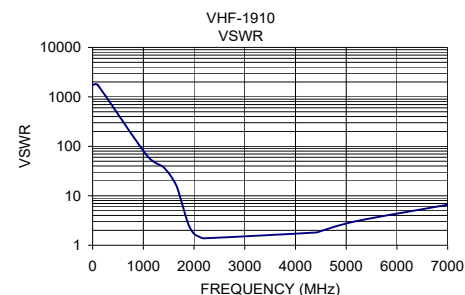
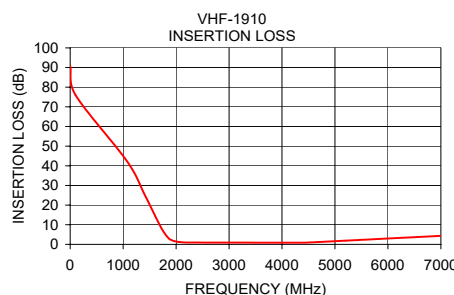


electrical schematic



Typical Performance Data

Frequency (MHz)	Insertion Loss (dB)	VSWR (:1)
1	90.73	1737.18
100	76.02	1737.18
1075	42.24	64.35
1400	25.59	37.77
1630	13.07	17.75
1750	6.95	7.66
1850	3.37	3.43
1910	2.20	2.35
2000	1.44	1.71
2100	1.12	1.49
2200	0.95	1.38
4400	0.84	1.81
4500	0.96	1.93
5200	1.89	3.07
7000	4.33	6.58



Notes

- Performance and quality attributes and conditions not expressly stated in this specification document are intended to be excluded and do not form a part of this specification document.
- Electrical specifications and performance data contained in this specification document are based on Mini-Circuit's applicable established test performance criteria and measurement instructions.
- The parts covered by this specification document are subject to Mini-Circuits standard limited warranty and terms and conditions (collectively, "Standard Terms"); Purchasers of this part are entitled to the rights and benefits contained therein. For a full statement of the Standard Terms and the exclusive rights and remedies thereunder, please visit Mini-Circuits' website at www.minicircuits.com/MCLStore/terms.jsp

