

DC Pass, High Power

Power Splitter/Combiner- ZC2PD-K1844+

2 Way-0° 50Ω 18000 to 40000 MHz

The Big Deal

- Super wideband, 18 to 40 GHz
- Low insertion loss, 0.8 dB typ.
- High Isolation, 28 dB typ.
- 20W power handling
- Low amplitude unbalance, 0.05 dB typ.



CASE STYLE: UU2624-4

Product Overview

Mini-Circuits' ZC2PD-K1844+ is a super wideband 2-way 0° splitter/combiner providing coverage from 18 to 40 GHz, supporting a wide range of applications including 5G, K-Band, Ka-Band, instrumentation and many more. This model provides 20W power handling as a splitter and very low insertion loss across the entire operating frequency range, minimizing power dissipation and delivering excellent signal power transmission from input to output. The ZC2PD-K1844+ comes housed in a case measuring 0.85 x 1.06 x 0.5".

Key Features

Feature	Advantages
Ultra-wideband, 18 to 40 GHz	Extremely wide frequency range supports many broadband applications in a single model. Ideal for use in wideband instrumentation
Low insertion loss, 0.8 dB typ. at 22 GHz	The combination of 20W power handling and low insertion loss makes this model a suitable candidate for distributing signals while maintaining excellent transmission of signal power.
High isolation, 28 dB typ. at 22 GHz	Minimizes interference between ports.
High power handling: <ul style="list-style-type: none">• 20W as a splitter at 25°C• 0.45W as a combiner	The ZC2PD-K1844+ is suitable for systems with a wide range of power requirements.
Low amplitude unbalance, 0.05 dB at 22 GHz	Produces nearly equal output signals, ideal for parallel path and multichannel systems.
DC Passing, 405mA	Supports applications where DC power is needed to pass through the RF line.

Notes

- A. Performance and quality attributes and conditions not expressly stated in this specification document are intended to be excluded and do not form a part of this specification document.
B. Electrical specifications and performance data contained in this specification document are based on Mini-Circuit's applicable established test performance criteria and measurement instructions.
C. The parts covered by this specification document are subject to Mini-Circuits standard limited warranty and terms and conditions (collectively, "Standard Terms"); Purchasers of this part are entitled to the rights and benefits contained therein. For a full statement of the Standard Terms and the exclusive rights and remedies thereunder, please visit Mini-Circuits' website at www.minicircuits.com/MCLStore/terms.jsp



DC Pass, High Power Power Splitter/Combiner

ZC2PD-K1844+

2 Way-0° 50Ω 18000 to 40000 MHz

Maximum Ratings

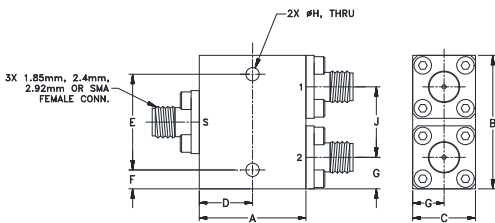
Operating Temperature	-55°C to 100°C
Storage Temperature	-55°C to 100°C
Power Input (as a splitter)	20W* max.
Internal Dissipation	0.45W max.
DC Current	405 mA

Permanent damage may occur if any of these limits are exceeded.

Coaxial Connections

Sum Port	S
Port 1	1
Port 2	2

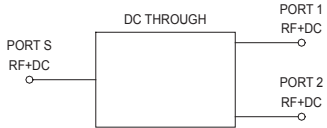
Outline Drawing



Outline Dimensions (inch/mm)

A	B	C	D	E	F	G
.85	1.06	.50	.425	.760	.150	.25
21.59	26.92	12.70	10.80	19.30	3.81	6.35
H	J	K	wt			
.106	.56	.47	grams			
2.7	14.22	12	grams			35

Electrical Schematic



Features

- Super wideband, 18000 - 40000 MHz
- Low insertion loss, 0.8 dB typ.
- Low amplitude unbalance, 0.05 dB typ.
- Excellent VSWR, 1.15:1 typ.
- High isolation, 28 dB typ.

Applications

- 5G
- Fixed satellite
- Space research
- Mobile



Generic photo used for illustration purposes only

CASE STYLE: UU2624-4

Connectors	Model
2.92mm-Fem	ZC2PD-K1844+

+RoHS Compliant

The +Suffix identifies RoHS Compliance. See our web site for RoHS Compliance methodologies and qualifications

Electrical Specifications at 25°C

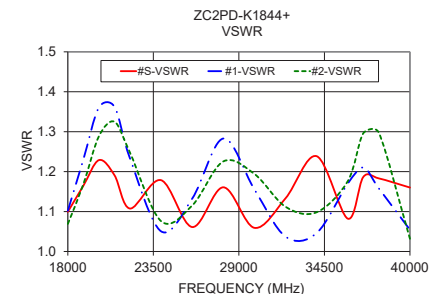
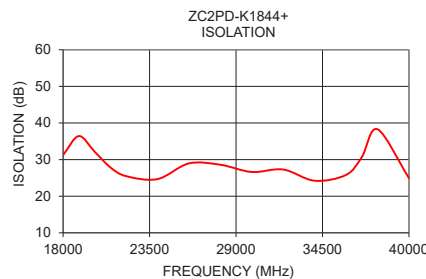
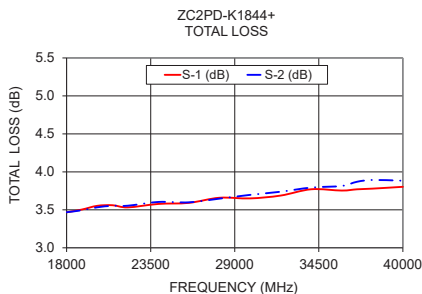
Parameter	Frequency (MHz)	Min.	Typ.	Max.	Unit
Frequency Range		18000		40000	MHz
Insertion Loss Above 3.0 dB	18000 - 26500		0.5	1.2	
	26500 - 40000		0.8	1.5	dB
Isolation	18000 - 26500	18	27		
	26500 - 40000	18	28		dB
Phase Unbalance (±)¹	18000 - 26500		0.8	3	
	26500 - 40000		1.1	4	Degree
Amplitude Unbalance (±)¹	18000 - 26500		0.03	0.2	
	26500 - 40000		0.05	0.3	dB
VSWR (Port S)	18000 - 26500		1.14	1.5	
	26500 - 40000		1.13	1.6	:1
VSWR (Port 1-2)	18000 - 26500		1.16	1.5	
	26500 - 40000		1.15	1.6	:1

1. With reference to average.

Typical Performance Data

Frequency (MHz)	Total Loss¹ (dB)		Amplitude Unbalance (dB)	Isolation (dB)	Phase Unbalance (deg.)	VSWR S	VSWR 1	VSWR 2
	S-1	S-2						
18000	3.47	3.47	0.00	31.24	0.03	1.10	1.10	1.07
19000	3.50	3.49	0.01	36.42	0.01	1.16	1.23	1.17
20000	3.55	3.53	0.02	32.19	0.16	1.23	1.36	1.29
21000	3.56	3.55	0.01	27.91	0.36	1.19	1.36	1.32
22000	3.53	3.55	0.02	25.50	0.42	1.11	1.23	1.25
24000	3.58	3.60	0.03	24.67	0.20	1.18	1.05	1.08
26000	3.59	3.60	0.01	28.96	0.22	1.06	1.13	1.12
28000	3.66	3.65	0.01	28.60	0.52	1.16	1.28	1.23
30000	3.65	3.70	0.05	26.62	0.62	1.06	1.16	1.19
32000	3.69	3.74	0.05	27.29	0.35	1.13	1.04	1.11
34000	3.77	3.79	0.02	24.23	0.40	1.24	1.05	1.10
36000	3.75	3.81	0.06	25.82	0.76	1.08	1.17	1.18
37000	3.77	3.87	0.10	30.68	0.68	1.19	1.21	1.30
38000	3.78	3.89	0.11	38.29	0.48	1.18	1.16	1.30
40000	3.80	3.88	0.08	24.97	0.24	1.16	1.05	1.03

1. Total Loss = Insertion Loss + 3dB splitter theoretical



Notes

- Performance and quality attributes and conditions not expressly stated in this specification document are intended to be excluded and do not form a part of this specification document.
- Electrical specifications and performance data contained in this specification document are based on Mini-Circuit's applicable established test performance criteria and measurement instructions.
- The parts covered by this specification document are subject to Mini-Circuit's standard limited warranty and terms and conditions (collectively, "Standard Terms"); Purchasers of this part are entitled to the rights and benefits contained therein. For a full statement of the Standard Terms and the exclusive rights and remedies thereunder, please visit Mini-Circuit's website at www.minicircuits.com/MCLStore/terms.jsp



www.minicircuits.com P.O. Box 350166, Brooklyn, NY 11235-0003 (718) 934-4500 sales@minicircuits.com

REV. A
ECO-004658
ZC2PD-K1844+
GY/CP/AM
200105
Page 2 of 2