

Coaxial Amplifier

ZFL-500+

50Ω Low Power 0.05 to 500 MHz

Features

- wideband, 0.05 to 500 MHz
- rugged, shielded case
- low noise, 4.2 dB typ.
- protected by US Patent, 6,943,629

Applications

- instrumentation
- lab use
- VHF/UHF



SMA version shown

Generic photo used for illustration purposes only

CASE STYLE: Y460

Connectors	Model
SMA	ZFL-500+
BNC	ZFL-500-BNC+
BRACKET (OPTION "B")	

+RoHS Compliant

The +Suffix identifies RoHS Compliance. See our web site for RoHS Compliance methodologies and qualifications

Amplifier Electrical Specifications

MODEL NO.	FREQUENCY (MHz)		GAIN (dB)			MAXIMUM POWER (dBm)		DYNAMIC RANGE		VSWR* (:1) Typ.		DC POWER	
	f_L	f_U	Min.	Typ.	Flatness Max.	Output (1 dB Compr.) Min.	Input (no damage)	NF (dB) Typ.	IP3 (dBm) Typ.	In	Out	Volt (V) Nom.	Current (mA) Max.
ZFL-500+	0.05	500	20	25	±1.0	+9	+5	4.2	+25	1.3	1.3	15	80

Open load is not recommended, potentially can cause damage.
With no load derate max input power by 20 dB
*VSWR may increase to 1.8 below 0.1 MHz

Maximum Ratings

Operating Temperature -20°C to 71°C

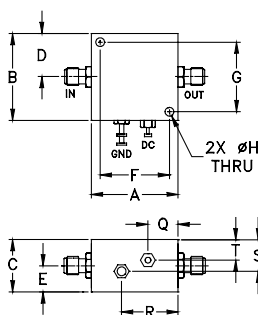
Storage Temperature -55°C to 100°C

DC Voltage +17V Max.

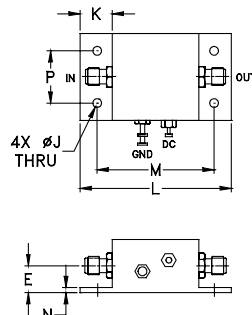
Permanent damage may occur if any of these limits are exceeded.

Outline Drawing

STANDARD



OPTION "B"



Outline Dimensions (inch/mm)

A	B	C	D	E	F	G	H	J	K	L	M	N	P	Q	R	S	T	wt.
1.25	1.25	.75	.63	.36	1.000	1.000	.125	.125	.46	2.18	1.688	.06	.750	.50	.80	.45	.29	grams
31.75	31.75	19.05	16.00	9.14	25.40	25.40	3.18	3.18	11.68	55.37	42.88	1.52	19.05	12.70	20.32	11.43	7.37	38

Notes

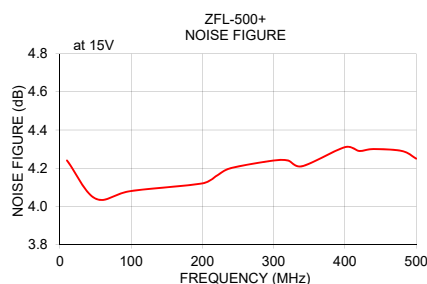
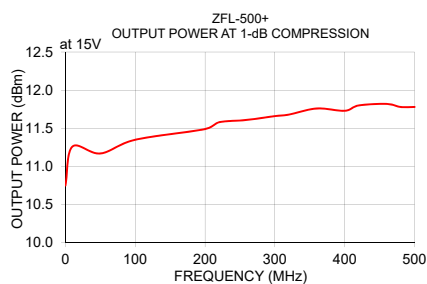
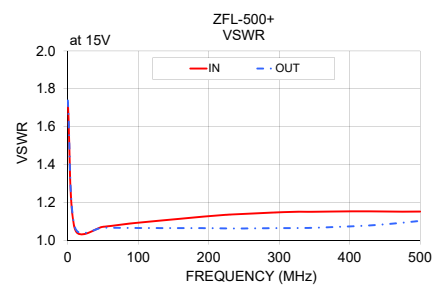
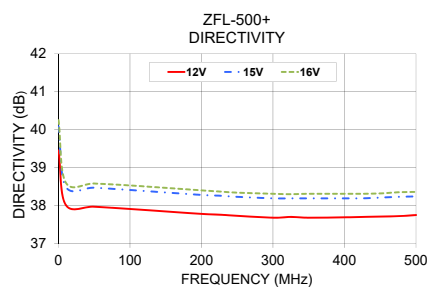
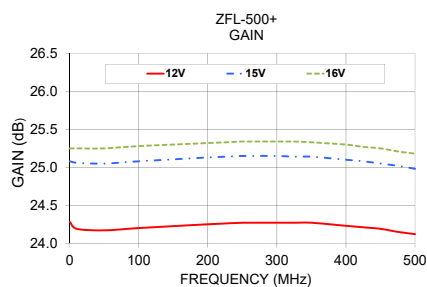
- Performance and quality attributes and conditions not expressly stated in this specification document are intended to be excluded and do not form a part of this specification document.
- Electrical specifications and performance data contained in this specification document are based on Mini-Circuit's applicable established test performance criteria and measurement instructions.
- The parts covered by this specification document are subject to Mini-Circuits standard limited warranty and terms and conditions (collectively, "Standard Terms"); Purchasers of this part are entitled to the rights and benefits contained therein. For a full statement of the Standard Terms and the exclusive rights and remedies thereunder, please visit Mini-Circuits' website at www.minicircuits.com/MCLStore/terms.jsp



www.minicircuits.com P.O. Box 350166, Brooklyn, NY 11235-0003 (718) 934-4500 sales@minicircuits.com

REV. F
M160892
ZFL-500+
170628

FREQUENCY (MHz)	GAIN (dB)			DIRECTIVITY (dB)			VSWR (:1) 15V		NOISE FIGURE (dB) 15V	POUT at 1 dB COMPR. (dBm) 15V
	12V	15V	16V	12V	15V	16V	IN	OUT		
0.05	24.28	25.08	25.25	39.45	40.09	40.25	1.73	1.74	—	10.75
10.00	24.19	25.06	25.25	38.02	38.50	38.61	1.06	1.07	4.24	11.26
50.00	24.17	25.05	25.25	37.97	38.47	38.58	1.07	1.07	4.04	11.17
100.00	24.20	25.08	25.28	37.91	38.41	38.53	1.09	1.07	4.08	11.35
200.00	24.25	25.13	25.32	37.78	38.28	38.40	1.13	1.06	4.12	11.49
225.00	24.26	25.14	25.33	37.76	38.26	38.37	1.14	1.06	4.16	11.58
250.00	24.27	25.15	25.34	37.73	38.23	38.34	1.14	1.06	4.20	11.61
300.00	24.27	25.15	25.34	37.68	38.19	38.31	1.15	1.06	4.24	11.66
325.00	24.27	25.14	25.34	37.70	38.19	38.30	1.15	1.07	4.24	11.68
350.00	24.27	25.14	25.33	37.68	38.19	38.31	1.15	1.07	4.21	11.76
400.00	24.23	25.10	25.30	37.69	38.19	38.31	1.15	1.07	4.31	11.73
425.00	24.21	25.08	25.27	37.70	38.19	38.31	1.15	1.08	4.29	11.80
450.00	24.19	25.05	25.25	37.71	38.21	38.32	1.15	1.08	4.30	11.82
475.00	24.15	25.02	25.21	37.72	38.23	38.35	1.15	1.09	4.29	11.78
500.00	24.12	24.98	25.18	37.75	38.24	38.36	1.15	1.10	4.25	11.78



Notes

- A. Performance and quality attributes and conditions not expressly stated in this specification document are intended to be excluded and do not form a part of this specification document.
- B. Electrical specifications and performance data contained in this specification document are based on Mini-Circuit's applicable established test performance criteria and measurement instructions.
- C. The parts covered by this specification document are subject to Mini-Circuits standard limited warranty and terms and conditions (collectively, "Standard Terms"); Purchasers of this part are entitled to the rights and benefits contained therein. For a full statement of the Standard Terms and the exclusive rights and remedies thereunder, please visit Mini-Circuits' website at www.minicircuits.com/MCLStore/terms.jsp

