

Low Noise Amplifier

ZHL-1217HLN

50Ω 1200 to 1700 MHz

Features

- very low noise figure, 1.5 dB max.
- wideband, 1200 to 1700 MHz
- high dynamic range

Applications

- GPS
- mar sat
- communication systems

Not Recommended for New Designs

Recommended Replacement Part:

[ZHL-1217HLN+](#)
[ZHL-1217HLNX+](#)



Model No.	ZHL-1217HLN	ZHL-1217HLNX [▲]
Case Style	NN92	
Connectors	SMA	

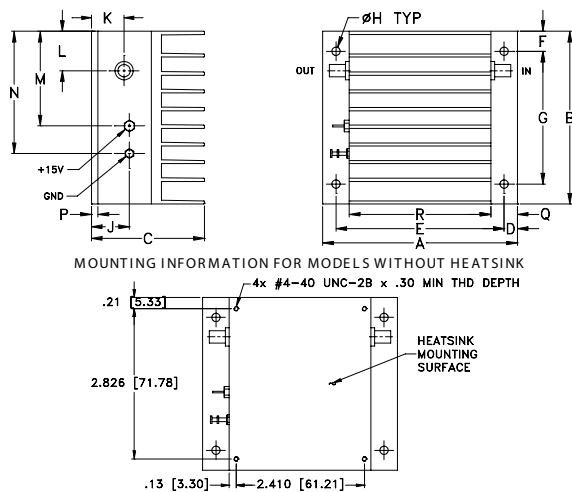
Electrical Specifications

Parameter	Frequency (MHz)	ZHL-1217HLN			ZHL-1217HLNX [▲]			Units
		Min.	Typ.	Max.	Min	Typ.	Max.	
Frequency Range		1200		1700	1200		1700	MHz
Noise Figure	1200-1700	—	—	1.5	—	—	1.5	dB
Gain	1200-1700	30	—	—	30	—	—	dB
Gain Flatness	1200-1700	—	—	±1.0	—	—	±1.0	dB
Output Power at 1dB compression	1200-1700	—	+26	—	—	+26	—	dBm
Output third order intercept point	1200-1700	—	+36	—	—	+36	—	dBm
Input VSWR	1200-1700	—	2.4	—	—	2.4	—	:1
Output VSWR	1200-1700	—	2.4	—	—	2.4	—	:1
DC Supply Voltage		—	15	—	—	15	—	V
Supply Current [†]		—	—	725	—	—	725	mA

Noise Figure specified at room temperature, increases to 2.3 dB max. at +65°C
Open load is not recommended, potentially can cause damage.
With no load derate max input power by 20 dB

[▲] Heat sink not included. Alternative heat sinking and heat removal must be provided by the user to limit maximum base-plate temperature to 65°C, in order to ensure proper performance. For reference, this requires thermal resistance of user's external heat sink to be 1.8°C/W max.

Outline Drawing



Maximum Ratings

Parameter	Ratings
Operating Temperature	-20°C to 65°C
Storage Temperature	-55°C to 100°C
DC Voltage	17V
Input RF Power (no damage)	+10 dBm

Permanent damage may occur if any of these limits are exceeded.

Outline Dimensions (inch/mm)

A	B	C	D	E	F	G	H	J	K	L	M	N	P	Q	R	wt
3.66	3.25	2.13	.25	3.16	.38	2.50	.156	.72	.64	.74	1.78	2.30	.125	.50	2.66	grams*
92.96	82.55	54.10	6.35	80.26	9.65	63.50	3.96	18.29	16.26	18.80	45.21	58.42	3.18	12.70	67.56	500.0

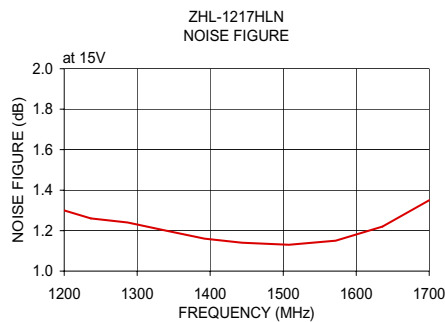
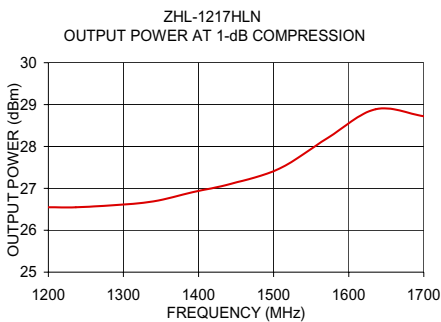
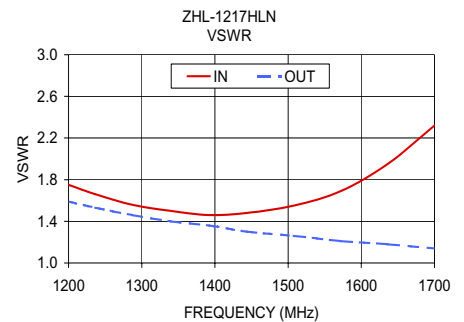
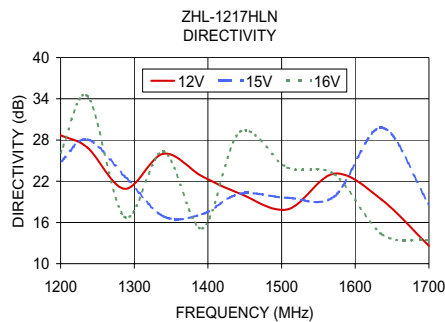
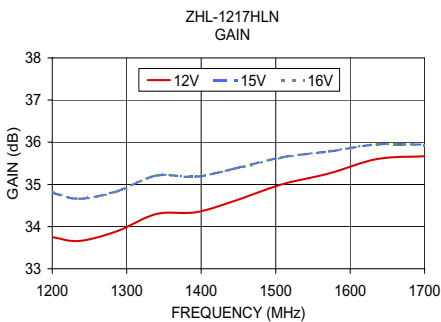
*362 grams without heatsink

Notes

- Performance and quality attributes and conditions not expressly stated in this specification document are intended to be excluded and do not form a part of this specification document.
- Electrical specifications and performance data contained in this specification document are based on Mini-Circuits' applicable established test performance criteria and measurement instructions.
- The parts covered by this specification document are subject to Mini-Circuits standard limited warranty and terms and conditions (collectively, "Standard Terms"); Purchasers of this part are entitled to the rights and benefits contained therein. For a full statement of the Standard Terms and the exclusive rights and remedies thereunder, please visit Mini-Circuits' website at www.minicircuits.com/MCLStore/terms.jsp



FREQUENCY (MHz)	GAIN (dB)			DIRECTIVITY (dB)			VSWR (:1)		NOISE FIGURE (dB)	POUT at 1 dB COMPR. (dBm)
	12V	15V	16V	12V	15V	16V	IN	OUT		
1200.00	33.75	34.80	34.82	28.70	24.80	26.10	1.75	1.59	1.30	26.55
1236.60	33.66	34.66	34.66	26.90	28.10	34.40	1.66	1.53	1.26	26.55
1287.00	33.89	34.84	34.83	20.90	22.70	16.80	1.56	1.46	1.24	26.60
1339.60	34.30	35.21	35.21	26.00	16.90	26.30	1.50	1.40	1.20	26.69
1392.30	34.34	35.18	35.19	22.70	17.20	15.10	1.46	1.36	1.16	26.91
1443.60	34.60	35.37	35.36	20.20	20.20	29.20	1.48	1.30	1.14	27.11
1507.70	35.00	35.64	35.63	17.90	19.60	24.00	1.55	1.26	1.13	27.47
1571.80	35.26	35.78	35.79	23.10	19.80	23.00	1.69	1.21	1.15	28.20
1635.90	35.60	35.95	35.95	19.30	29.80	14.30	1.95	1.18	1.22	28.89
1700.00	35.67	35.94	35.93	12.60	18.60	13.40	2.32	1.14	1.35	28.72



Notes

- A. Performance and quality attributes and conditions not expressly stated in this specification document are intended to be excluded and do not form a part of this specification document.
- B. Electrical specifications and performance data contained in this specification document are based on Mini-Circuit's applicable established test performance criteria and measurement instructions.
- C. The parts covered by this specification document are subject to Mini-Circuits standard limited warranty and terms and conditions (collectively, "Standard Terms"); Purchasers of this part are entitled to the rights and benefits contained therein. For a full statement of the Standard Terms and the exclusive rights and remedies thereunder, please visit Mini-Circuits' website at www.minicircuits.com/MCLStore/terms.jsp

