

Coaxial Amplifier

ZHL-4240W

50Ω Medium High Power 10 to 4200 MHz

Features

- wideband, 10 to 4200 MHz
- high IP3, +38 dBm typ
- high gain, 40 dB min.

Applications

- communication systems
- instrumentation
- cellular
- laboratory



CASE STYLE: U36
Connectors Model
SMA ZHL-4240W

Electrical Specifications

MODEL NO.	FREQ. (MHz)		GAIN (dB)		MAXIMUM POWER OUTPUT (dBm)		DYNAMIC RANGE		VSWR (-1) Max.		DC POWER	
	f _L	f _U	Min.	Flatness Max.	(1 dB Compr.) Min.	Input (no damage)	NF (dB) Typ.	IP3 (dBm) Typ.	In	Out	Volt (V) Nom.	Current (A) Max.
ZHL-4240W	10	4200	40	±1.5*	+28**	-5	8.0***	+38	2.5	2.5	15	0.90

* Measured at 25°C

** +27 dBm at 10-700 MHz

*** Below 100 MHz NF increases to 15 dB at 10 MHz

Open load is not recommended, potentially can cause damage.

With no load derate max input power by 20 dB

Maximum Ratings


Operating Temperature -20°C to 65°C

Storage Temperature -55°C to 100°C

DC Voltage +20V Max.

Permanent damage may occur if any of these limits are exceeded.

Outline Drawing



MOUNTING INFORMATION FOR MODELS WITHOUT HEATSINK

Outline Dimensions (inch/mm)

A	B	C	D	E	F	G	H	J	K	L	M	N	P	Q	R	S	wt
7.00	3.25	2.13	.25	6.500	.38	2.500	.156	.73	.88	.63	1.13	2.23	.125	.50	6.00	2.23	grams
177.80	82.55	54.10	6.35	165.10	9.65	63.50	3.96	18.54	22.35	16.00	28.70	56.64	3.18	12.70	152.40	56.64	900

Notes

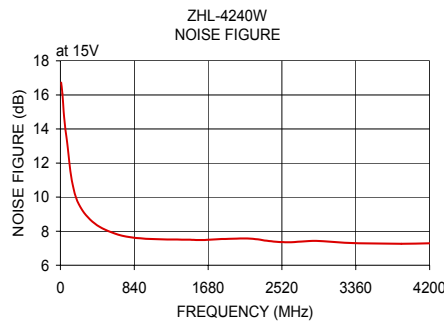
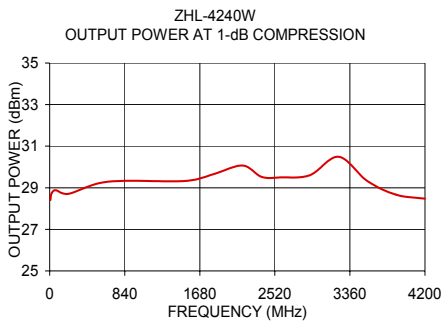
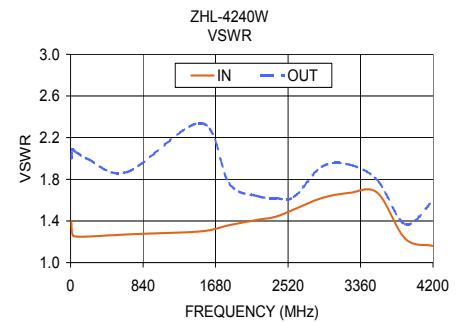
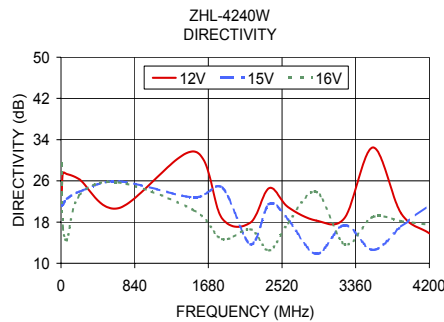
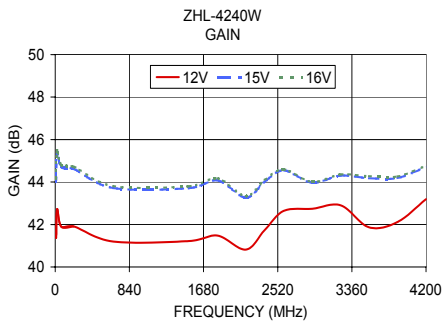
A. Performance and quality attributes and conditions not expressly stated in this specification document are intended to be excluded and do not form a part of this specification document.

B. Electrical specifications and performance data contained in this specification document are based on Mini-Circuit's applicable established test performance criteria and measurement instructions.

C. The parts covered by this specification document are subject to Mini-Circuits standard limited warranty and terms and conditions (collectively, "Standard Terms"); Purchasers of this part are entitled to the rights and benefits contained therein. For a full statement of the Standard Terms and the exclusive rights and remedies thereunder, please visit Mini-Circuits' website at www.minicircuits.com/MCLStore/terms.jsp



FREQUENCY (MHz)	GAIN (dB)			DIRECTIVITY (dB)			VSWR (:1)		NOISE FIGURE (dB)	POUT at 1 dB COMPR. (dBm)
	12V	15V	16V	12V	15V	16V	IN	OUT		
10.00	41.37	44.02	44.14	24.00	21.30	29.40	1.40	2.00	16.72	28.41
21.40	42.72	45.38	45.47	27.50	21.40	16.90	1.27	2.08	16.09	28.74
67.00	41.90	44.71	44.80	27.30	22.50	14.50	1.25	2.06	13.57	28.88
209.90	41.91	44.62	44.72	26.30	23.90	23.20	1.25	1.99	9.58	28.71
657.20	41.20	43.72	43.81	20.70	25.90	25.70	1.27	1.87	7.79	29.29
1514.10	41.22	43.71	43.80	31.70	22.80	20.30	1.30	2.34	7.49	29.33
1836.40	41.48	44.08	44.18	18.70	24.70	14.70	1.36	1.76	7.54	29.66
2158.70	40.82	43.27	43.34	17.90	13.70	16.60	1.41	1.64	7.56	30.07
2373.60	41.74	44.01	44.10	24.60	21.50	12.50	1.44	1.62	7.42	29.52
2588.50	42.64	44.55	44.59	20.90	18.50	17.80	1.51	1.63	7.35	29.50
2910.80	42.74	43.97	44.01	18.30	11.80	23.90	1.62	1.92	7.43	29.60
3233.10	42.90	44.30	44.36	18.80	17.40	13.70	1.67	1.94	7.32	30.49
3555.40	41.87	44.18	44.28	32.50	12.60	19.00	1.67	1.79	7.28	29.32
3877.70	42.12	44.19	44.26	19.70	17.10	18.20	1.23	1.37	7.26	28.67
4200.00	43.19	44.71	44.76	15.80	21.30	17.50	1.16	1.59	7.29	28.48



Notes

- A. Performance and quality attributes and conditions not expressly stated in this specification document are intended to be excluded and do not form a part of this specification document.
- B. Electrical specifications and performance data contained in this specification document are based on Mini-Circuit's applicable established test performance criteria and measurement instructions.
- C. The parts covered by this specification document are subject to Mini-Circuits standard limited warranty and terms and conditions (collectively, "Standard Terms"); Purchasers of this part are entitled to the rights and benefits contained therein. For a full statement of the Standard Terms and the exclusive rights and remedies thereunder, please visit Mini-Circuits' website at www.minicircuits.com/MCLStore/terms.jsp

