

Coaxial Amplifier

ZJL-7G+ ZJL-7G

50Ω Low Power 20 to 7000 MHz

Features

- ultra wideband, 20 to 7000 MHz
- compact rugged case, 1.07"x0.61" (including mounting bracket)
- protected by US Patent, 6,943,629

Applications

- communications systems
- radar
- instrumentation
- laboratory use



CASE STYLE: BW459

Connectors	Model	Price	Qty.
SMA	ZJL-7G(+)	\$99.95	(1-9)

+ RoHS compliant in accordance with EU Directive (2002/95/EC)

The +Suffix identifies RoHS Compliance. See our web site for RoHS Compliance methodologies and qualifications.

Amplifier Electrical Specifications

MODEL NO.	FREQUENCY (MHz)		GAIN (dB)			MAXIMUM POWER (dBm)			DYNAMIC RANGE		VSWR (:1) Typ.		DC POWER	
	f_L	f_U	Typ.	Min.	Flatness ¹ Typ.	Output (1 dB Compr.)		Input (no damage)	NF (dB) Typ.	IP3 (dBm) Typ.	In	Out	Volt (V) Nom.	Current (mA) Max.
ZJL-7G(+)	20	7000	10	7.5	±1.0	+8	+9	+15	5.0	+24	1.5	1.5	12	50

1. Flatness specified to 0.75 fU, dynamic range at 2 GHz.

Open load is not recommended, potentially can cause damage.

With no load derate max input power by 20 dB

L= low range (f_L to $f_U/2$)

U= upper range ($f_U/2$ to f_U)

Maximum Ratings

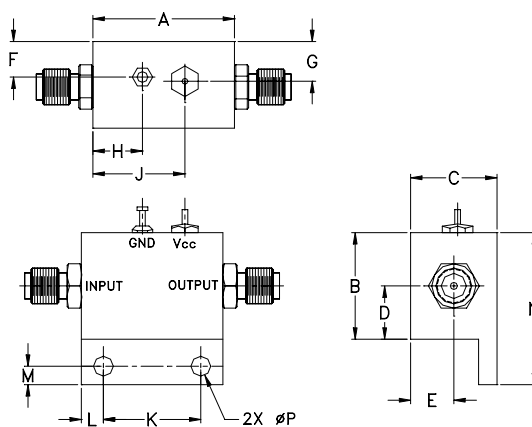
Operating Temperature -40°C to 75°C

Storage Temperature -55°C to 100°C

DC Voltage +13V Max.

Permanent damage may occur if any of these limits are exceeded.

Outline Drawing



Outline Dimensions (inch/mm)

A	B	C	D	E	F	G	H	J	K	L	M	N	P	wt
1.00	.75	.61	.38	.29	.25	.26	.35	.65	.688	.156	.13	1.07	.140	grams
25.40	19.05	15.49	9.65	7.37	6.35	6.60	8.89	16.51	17.48	3.96	3.30	27.18	3.56	25



For detailed performance specs & shopping online see web site

P.O. Box 350166, Brooklyn, New York 11235-0003 (718) 934-4500 Fax (718) 332-4661 The Design Engineers Search Engine Provides ACTUAL Data Instantly at minicircuits.com

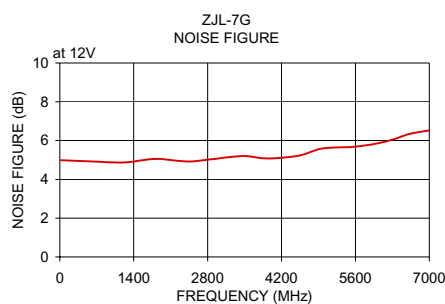
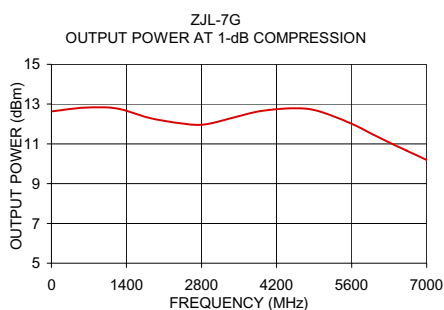
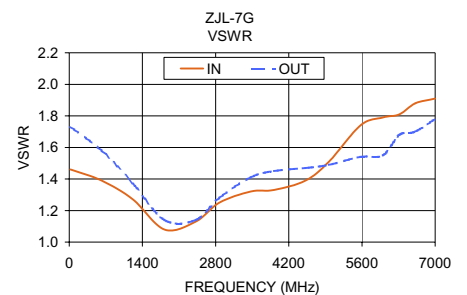
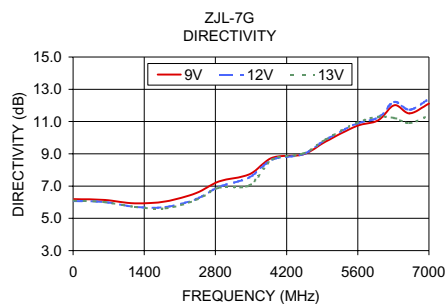
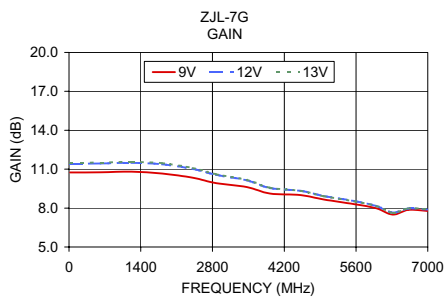
IF/RF MICROWAVE COMPONENTS

Notes: 1. Performance and quality attributes and conditions not expressly stated in this specification sheet are intended to be excluded and do not form a part of this specification sheet. 2. Electrical specifications and performance data contained herein are based on Mini-Circuit's applicable established test performance criteria and measurement instructions. 3. The parts covered by this specification sheet are subject to Mini-Circuits standard limited warranty and terms and conditions (collectively, "Standard Terms"); Purchasers of this part are entitled to the rights and benefits contained therein. For a full statement of the Standard Terms and the exclusive rights and remedies thereunder, please visit Mini-Circuits' website at www.minicircuits.com/MCLStore/terms.jsp.

Typical Performance Data/Curves

ZJL-7G+ ZJL-7G

FREQUENCY (MHz)	GAIN (dB)			DIRECTIVITY (dB)			VSWR (:1)		NOISE FIGURE (dB)	POUT at 1 dB COMPR. (dBm)
	9V	12V	13V	9V	12V	13V	IN	OUT		
20.00	10.75	11.43	11.49	6.19	6.07	6.10	1.46	1.73	4.99	12.64
620.00	10.76	11.44	11.51	6.14	6.01	6.01	1.39	1.58	4.92	12.82
1220.00	10.81	11.49	11.56	5.93	5.71	5.71	1.27	1.37	4.87	12.78
1820.00	10.66	11.38	11.46	6.05	5.70	5.62	1.08	1.14	5.05	12.31
2420.00	10.34	11.02	11.09	6.56	6.19	6.13	1.13	1.14	4.92	12.03
2870.00	9.92	10.56	10.62	7.29	6.95	6.90	1.25	1.28	5.04	11.98
3470.00	9.62	10.14	10.18	7.73	7.54	7.05	1.32	1.41	5.20	12.38
3920.00	9.12	9.55	9.57	8.76	8.65	8.65	1.33	1.45	5.08	12.66
4520.00	9.00	9.33	9.33	8.96	8.97	9.01	1.39	1.47	5.22	12.79
4970.00	8.66	8.93	8.92	9.77	9.88	9.89	1.51	1.49	5.59	12.66
5570.00	8.30	8.54	8.52	10.71	10.85	10.90	1.74	1.54	5.68	12.05
6000.00	7.98	8.15	8.15	11.07	11.24	11.30	1.79	1.55	5.85	11.47
6320.00	7.50	7.66	7.63	12.01	12.21	11.21	1.81	1.68	6.06	11.05
6620.00	7.86	7.96	7.97	11.51	11.73	10.90	1.88	1.70	6.34	10.67
7000.00	7.78	7.88	7.91	12.11	12.39	11.37	1.91	1.78	6.52	10.19



For detailed performance specs & shopping online see web site

P.O. Box 350166, Brooklyn, New York 11235-0003 (718) 934-4500 Fax (718) 332-4661 The Design Engineers Search Engine Provides ACTUAL Data Instantly at minicircuits.com

Notes: 1. Performance and quality attributes and conditions not expressly stated in this specification sheet are intended to be excluded and do not form a part of this specification sheet. 2. Electrical specifications and performance data contained herein are based on Mini-Circuit's applicable established test performance criteria and measurement instructions. 3. The parts covered by this specification sheet are subject to Mini-Circuits standard limited warranty and terms and conditions (collectively, "Standard Terms"); Purchasers of this part are entitled to the rights and benefits contained therein. For a full statement of the Standard Terms and the exclusive rights and remedies thereunder, please visit Mini-Circuits' website at www.minicircuits.com/MCLStore/terms.jsp.