



Adapter Patch Panel

ZT-314D

50Ω DC to 18 GHz 80 x SMA Female to Female

THE BIG DEAL

- Rack-mounted connector patch panel
- 80 x SMA adapters in 2U rack space
- Excellent return loss
- Flat frequency response


APPLICATIONS

- Production test setups
- Quantum computing
- Simplification of cable runs
- Interconnection of RF cables & equipment

PRODUCT OVERVIEW

Mini-Circuits panel-mounted structures provide clean, organized management of cable runs and connections in complex, high volume test setups. Multiple connector adapters, power splitters, directional couplers and other essential RF components and test accessories can be integrated efficiently within the test system. Custom configurations are available upon request.

ZT-314D integrates 80 wideband adapters on to a compact panel requiring only 2U of rack space, with SMA female connectors on the front and rear.



Front View

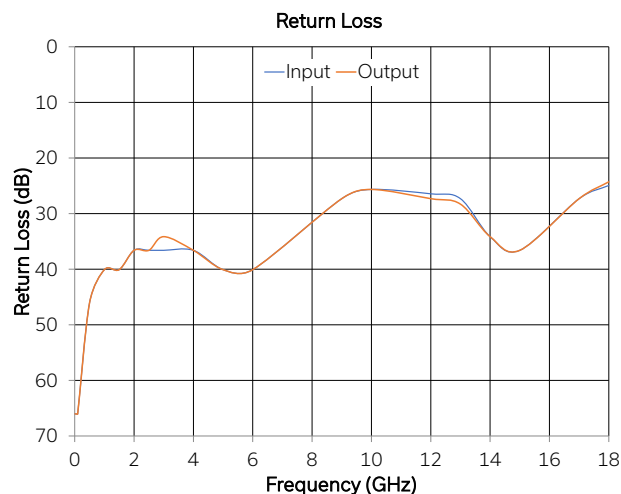
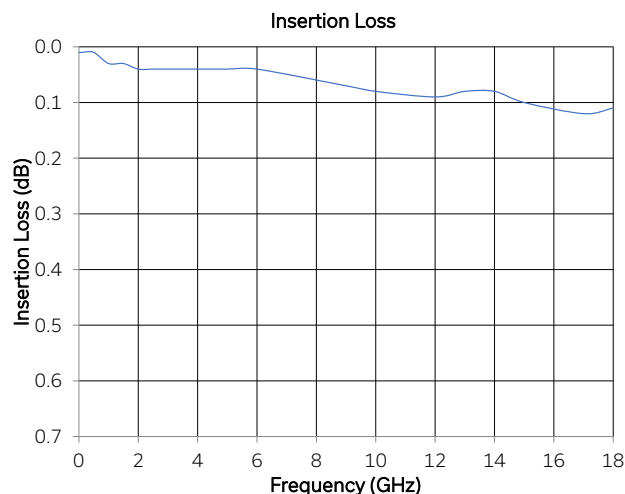


Generic photo used for illustration purposes only

ELECTRICAL SPECIFICATIONS AT +25°C (EACH ADAPTER)

Parameter	Conditions	Min.	Typ.	Max.	Units
Frequency Range		DC		18	GHz
Insertion Loss			0.1		dB
Return Loss		23			dB

TYPICAL PERFORMANCE GRAPHS





RACK-MOUNTED

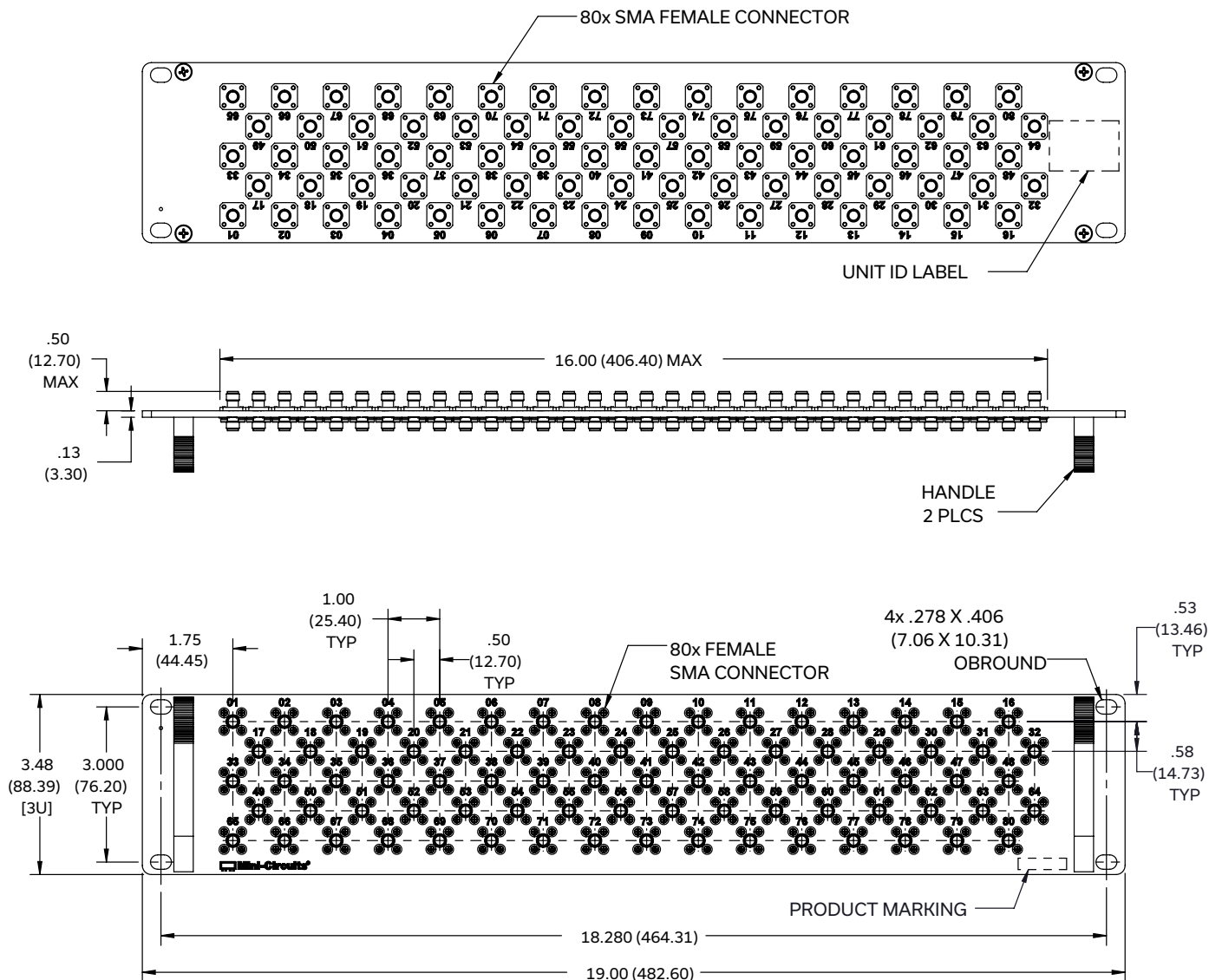
Adapter Patch Panel

ZT-314D

Mini-Circuits

50Ω DC to 18 GHz 80 x SMA Female to Female

CASE STYLE DRAWING



1. Case material: Aluminum (with protective coating to prevent corrosion).
2. Dimensions are in inches (mm). Tolerances: 2 Pl.±.03 inch; 3 Pl.±.015 inch.
3. Weight: 725 grams.
4. Marking may contain other features or characters for internal lot control.

PRODUCT MARKING*

Product Marking: ZT-314D

Unit ID Label: Serial number and other identification marks

*Marking may contain other features or characters for internal lot control





Mini-Circuits

RACK-MOUNTED

Adapter Patch Panel

ZT-314D

50Ω DC to 18 GHz 80 x SMA Female to Female

ABSOLUTE MAXIMUM RATINGS


Parameter	Conditions	Limits	Units
Temperature	Operating	0 to +50	°C
	Storage	-20 to +60	

Permanent damage may occur if any of these limits are exceeded. Operating in the range between operating power limits and absolute maximum ratings for extended periods of time may result in reduced life and reliability.


CONNECTIONS

Port	Connector
01-80 (front & rear)	SMA female

DETAILED MODEL INFORMATION IS AVAILABLE ON OUR WEBSITE [CLICK HERE](#)

Case Style	BAA3003		
Environmental Rating	ENV55		
Regulatory Compliance	Refer to our website for compliance methodologies and qualifications 	www.minicircuits.com/quality/environmental_introduction.html	

Contact Us: testsolutions@minicircuits.com

Included Accessories	Part Number	Description
	HT-4-SMA	SMA connector wrench (4" length)

- NOTES**
- A. Performance and quality attributes and conditions not expressly stated in this specification document are intended to be excluded and do not form a part of this specification document.
- B. Electrical specifications and performance data contained in this specification document are based on Mini-Circuit's applicable established test performance criteria and measurement instructions.
- C. The parts covered by this specification document are subject to Mini-Circuits standard limited warranty and terms and conditions (collectively, "Standard Terms"); Purchasers of this part are entitled to the rights and benefits contained therein. For a full statement of the standard. Terms and the exclusive rights and remedies thereunder, please visit Mini-Circuits' website at www.minicircuits.com/MCLStore/terms.jsp

