



RACK-MOUNTED

# SMA Adapter Patch Panel

## ZT-346

Mini-Circuits

50Ω DC to 18 GHz

### THE BIG DEAL

- Convenient panel-mounted design
- Excellent VSWR
- Flat frequency response



CASE STYLE: YF3183

### APPLICATIONS

- Production test set-ups
- Simplification of cable runs
- Interconnection of RF cables & equipment

**RoHS Compliant**  
See our website for RoHS Compliance methodologies and qualifications

### PRODUCT OVERVIEW

Mini-Circuits panel-mounted structures provide clean, organized management of cable runs and connections in complex, high-volume test setups. Multiple connector adapters, power splitters, directional couplers and other essential RF components and test accessories can be integrated efficiently within the test system. Custom configurations are available upon request. ZT-346 is a 1U height patch panel incorporating 12 high quality connector adaptors, with SMA female connectors on the front and rear of the panel.

### ELECTRICAL SPECIFICATIONS AT 25°C

| Parameter      | Frequency (GHz) | Min. | Typ. | Max. | Unit |
|----------------|-----------------|------|------|------|------|
| Frequency      | -               | DC   | -    | 18   | GHz  |
| Insertion Loss | DC - 18         | -    | 0.1  | -    | dB   |
| VSWR           | DC - 18         | -    | -    | 1.15 | :1   |

### MECHANICAL & ENVIRONMENTAL SPECIFICATIONS

|               |   |   |          |             |  |
|---------------|---|---|----------|-------------|--|
| Dimensions    | 19" (W) x 1U (H)  |   |          |             |  |
| Case Style    | YF3183  |   |          |             |  |
| Case Material | Aluminum (with protective coating to prevent corrosion)           |   |          |             |  |
| RF Connectors | Face  | Connector   | Quantity | Port Labels |  |
|               | Front   | SMA female  | 12       | 01-12       |  |
|               | Rear  | SMA female  | 12       | None        |  |
| Panel Marking | Front Panel   | Rear Panel  |          |             |  |
|               | <ul style="list-style-type: none"> <li>• ZT-346</li> </ul>        | <ul style="list-style-type: none"> <li>• CE / EAC / UKCA</li> <li>• Serial number / date code / model name</li> </ul> |          |             |  |
| Panel Items   | <ul style="list-style-type: none"> <li>• Carry handles</li> </ul> |   |          |             |  |
| Temperature   | Operating: 0 to +50 °C  |   |          |             |  |

REV. A  
ECO-013880  
ZT-346  
MCL NY  
220623





RACK-MOUNTED

# SMA Adapter Patch Panel

# ZT-346

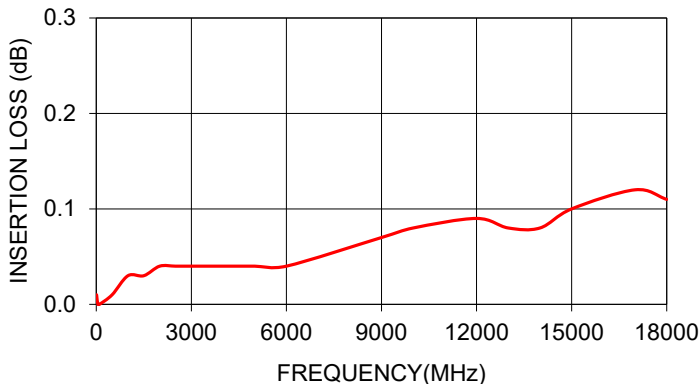
Mini-Circuits

50Ω DC to 18 GHz

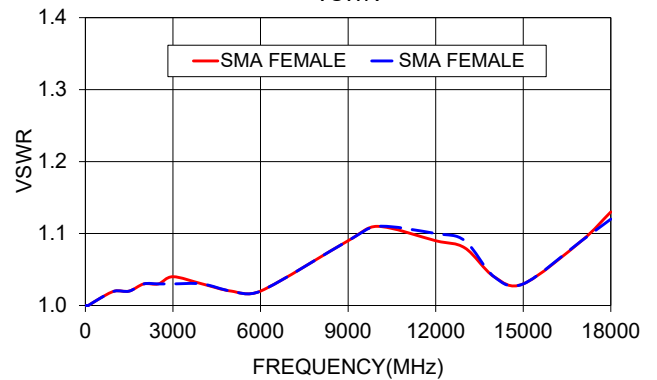
### TYPICAL PERFORMANCE CURVES

| Frequency (MHz) | Insertion Loss (dB) | VSWR (:1) |         |
|-----------------|---------------------|-----------|---------|
|                 |                     | SMA-FEM   | SMA-FEM |
| 10              | 0.01                | 1.00      | 1.00    |
| 50              | 0.00                | 1.00      | 1.00    |
| 100             | 0.00                | 1.00      | 1.00    |
| 500             | 0.01                | 1.01      | 1.01    |
| 1000            | 0.03                | 1.02      | 1.02    |
| 1500            | 0.03                | 1.02      | 1.02    |
| 2000            | 0.04                | 1.03      | 1.03    |
| 2500            | 0.04                | 1.03      | 1.03    |
| 3000            | 0.04                | 1.03      | 1.04    |
| 4000            | 0.04                | 1.03      | 1.03    |
| 5000            | 0.04                | 1.02      | 1.02    |
| 6000            | 0.04                | 1.02      | 1.02    |
| 9000            | 0.07                | 1.09      | 1.09    |
| 10000           | 0.08                | 1.11      | 1.11    |
| 12000           | 0.09                | 1.10      | 1.09    |
| 13000           | 0.08                | 1.09      | 1.08    |
| 14000           | 0.08                | 1.04      | 1.04    |
| 15000           | 0.10                | 1.03      | 1.03    |
| 17000           | 0.12                | 1.09      | 1.09    |
| 18000           | 0.11                | 1.12      | 1.13    |

ZT-346  
INSERTION LOSS



ZT-346  
VSWR





RACK-MOUNTED

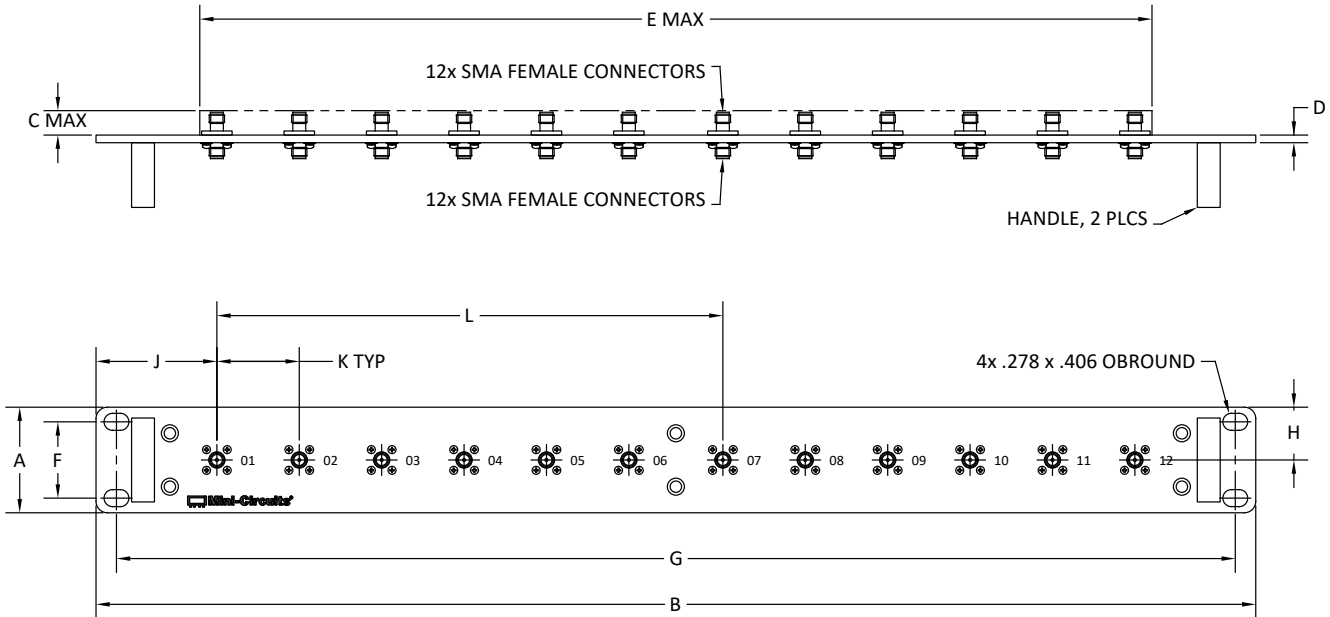
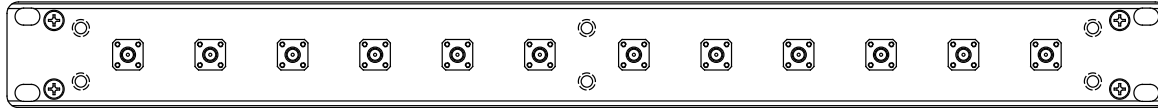
# SMA Adapter Patch Panel

ZT-346

Mini-Circuits

50Ω DC to 18 GHz

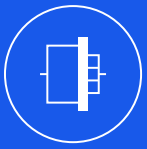
## OUTLINE DRAWING



## OUTLINE DIMENSIONS (Inch mm)

| A    | B     | C    | D    | E      | F     | G      | H     | J    | K    | L     | wt    |
|------|-------|------|------|--------|-------|--------|-------|------|------|-------|-------|
| 1.73 | 19.00 | 0.40 | 0.13 | 15.60  | 1.250 | 18.340 | 0.87  | 1.98 | 1.35 | 8.29  | grams |
| 43.9 | 482.6 | 10.2 | 3.30 | 396.24 | 31.8  | 465.8  | 22.10 | 50.3 | 34.3 | 210.6 | 240   |





RACK-MOUNTED

# SMA Adapter Patch Panel

ZT-346


Mini-Circuits

50Ω DC to 18 GHz

## ORDERING INFORMATION

To learn more, click here: [ZT-346](#)

| Model  | Description                           |
|--------|---------------------------------------|
| ZT-346 | 12 x SMA female to female patch panel |

| Included Accessories  | Part No. | Description             |
|---|----------|-------------------------|
|  | HT-4-SMA | SMA Cable Wrench (4 in) |

## NOTES

- A. Performance and quality attributes and conditions not expressly stated in this specification document are intended to be excluded and do not form a part of this specification document.
- B. Electrical specifications and performance data contained in this specification document are based on Mini-Circuit's applicable established test performance criteria and measurement instructions.
- C. The parts covered by this specification document are subject to Mini-Circuits standard limited warranty and terms and conditions (collectively, "Standard Terms"); Purchasers of this part are entitled to the rights and benefits contained therein. For a full statement of the standard terms and the exclusive rights and remedies thereunder, please visit Mini-Circuits' website at [www.minicircuits.com/terms/viewterm.html](http://www.minicircuits.com/terms/viewterm.html)

