

50Ω 6 to 18 GHz



CASE STYLE: GC957

### The Big Deal

- Wideband, 6-18 GHz
- High Gain, Very Flat Response, 28 dB  $\pm$ 1.6 dB typ.
- Excellent Isolation, 65 dB typ.
- Unconditionally Stable performance

### Product Overview

The ZX60-183A+ two-stage amplifier provides high gain in a very small package, only 0.75" x 0.74" x 0.46" high. Internal compensating circuitry provides a consistent, very flat response over the full bandwidth. Designed for 50  $\Omega$  SMA coax systems, the gold-plated package uses convenient 5V DC power, and has a nickel-plated brass cover and unibody construction for rugged use.

### Key Features

Feature	Advantages
Wideband, 6-18 GHz, usable over 5-20 GHz	Wide frequency range supports a wide array of applications, from microwave radio and radar to military communications, satellite communications, and countermeasures
Excellent Gain Flatness	$\pm$ 1.7 dB gain flatness across entire bandwidth minimizes the need for external equalizer networks, making it a great fit for instrumentation, test lab, EW, or any other amplitude-sensitive system
High Gain and Excellent Isolation	28 dB gain with reverse isolation of 65 dB (38 dB directivity) prevents leakage, making the ZX60-183A+ an excellent choice for minimizing interactions between different microwave components. It is an ideal LO driver amplifier and provides designers system flexibility and robustness when integrating cascaded RF components
Unconditionally Stable	No risk of damage to other components from impedance mismatch or internal oscillation

#### Notes

- A. Performance and quality attributes and conditions not expressly stated in this specification document are intended to be excluded and do not form a part of this specification document.  
 B. Electrical specifications and performance data contained in this specification document are based on Mini-Circuit's applicable established test performance criteria and measurement instructions.  
 C. The parts covered by this specification document are subject to Mini-Circuits standard limited warranty and terms and conditions (collectively, "Standard Terms"); Purchasers of this part are entitled to the rights and benefits contained therein. For a full statement of the Standard Terms and the exclusive rights and remedies thereunder, please visit Mini-Circuits' website at [www.minicircuits.com/MCLStore/terms.jsp](http://www.minicircuits.com/MCLStore/terms.jsp)

Coaxial

# Wideband Microwave Amplifier

## ZX60-183A+

50Ω 6 to 18 GHz

### Features

- wideband, 6 to 18 GHz, usable over 5-20 GHz
- gain, 28 dB typ and flatness, ±1.6 dB typ.
- output power at 1 dB compression, 18.0 dBm typ.
- excellent isolation, 65 dB typ.
- unconditionally stable
- protected by US patent 6,790,049

### Applications

- military and radar
- DBS
- wideband isolation amplifier
- microwave point to point radio
- satellite systems



CASE STYLE: GC957

Connectors	Model
SMA	ZX60-183A-S+

**+RoHS Compliant**  
 The +Suffix identifies RoHS Compliance. See our web site for RoHS Compliance methodologies and qualifications

### Electrical Specifications at 25°C

Parameter	Condition (GHz)	Min.	Typ.	Max.	Units
Frequency Range		6.0		18.0	GHz
Gain	6.0		29.3		dB
	8.0	24.0	29.3		
	10.0	24.0	28.6		
	12.0		27.2		
	14.0		26.7		
	16.0		27.7		
	18.0	21.6	26.1		
Gain Flatness	6.0-18.0		±1.6		dB
Input Return Loss	6.0		12.5		dB
	8.0	10.0	14.1		
	10.0		18.3		
	12.0	10.0	14.8		
	14.0		12.5		
	16.0		12.4		
	18.0		9.0		
Output Return Loss	6.0		13.2		dB
	8.0	10.0	14.2		
	10.0		12.8		
	12.0	10.0	14.6		
	14.0		11.8		
	16.0		12.1		
	18.0	9.5	11.5		
Output IP3*	6.0		32.4		dBm
	8.0		28.3		
	10.0		26.7		
	12.0		25.7		
	14.0		24.9		
	16.0		24.9		
	18.0		25.2		
Output Power @ 1 dB compression	6.0		17.0		dBm
	8.0		17.8		
	10.0	16.0	18.8		
	12.0		17.4		
	14.0		18.0		
	16.0		18.8		
	18.0		17.6		
Noise Figure	6.0		5.2		dB
	8.0		4.8		
	10.0		5.1		
	12.0		5.2		
	14.0		5.5		
	16.0		5.8		
	18.0		6.5		
Directivity (Isolation-Gain)			41		dB
DC Voltage			5.0		V
DC Current			277	332	mA

\* Tested at pout of 8 dBm/tone, 1 MHz tone spacing

#### Notes

- Performance and quality attributes and conditions not expressly stated in this specification document are intended to be excluded and do not form a part of this specification document.
- Electrical specifications and performance data contained in this specification document are based on Mini-Circuit's applicable established test performance criteria and measurement instructions.
- The parts covered by this specification document are subject to Mini-Circuits standard limited warranty and terms and conditions (collectively, "Standard Terms"); Purchasers of this part are entitled to the rights and benefits contained therein. For a full statement of the Standard Terms and the exclusive rights and remedies thereunder, please visit Mini-Circuits' website at [www.minicircuits.com/MCLStore/terms.jsp](http://www.minicircuits.com/MCLStore/terms.jsp)

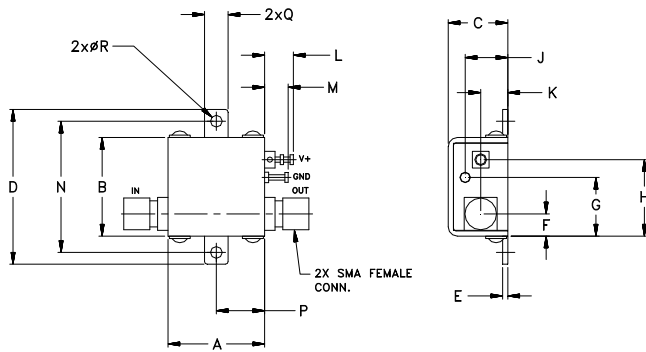


## Maximum Ratings

Parameter	Ratings
Operating Temperature	-40°C to 85°C Base Plate Temp.
Storage Temperature	-55°C to 100°C
DC Voltage	5.5V
Input RF Power (no damage)	+20 dBm
Power Dissipation	1.9 W

Permanent damage may occur if any of these limits are exceeded.

## Outline Drawing



**NOTE:** When soldering the DC connections, caution must be used to avoid overheating the DC terminal. See Application Note. [AN-40-010](#).

## Outline Dimensions (inch/mm)

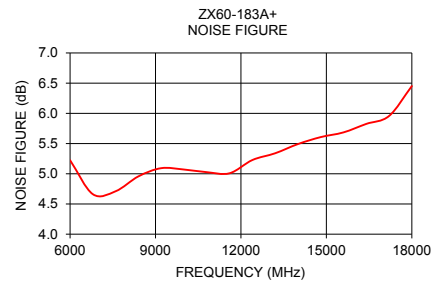
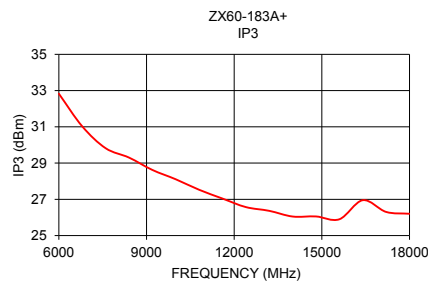
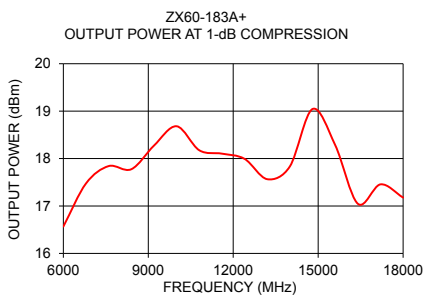
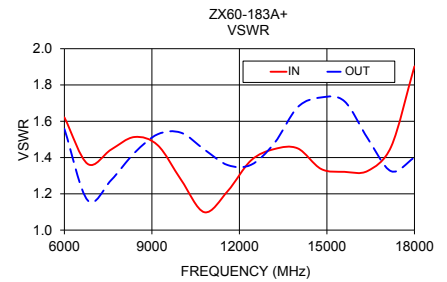
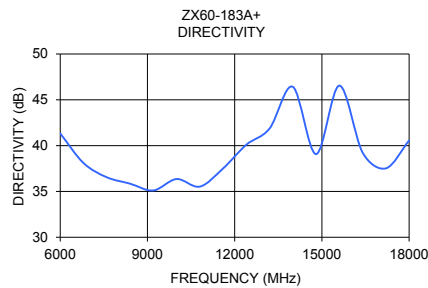
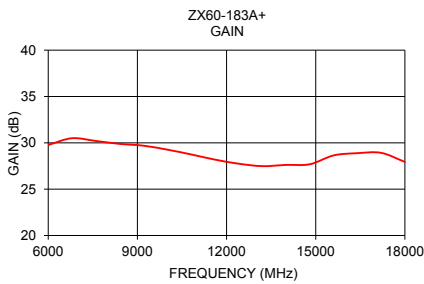
A	B	C	D	E	F	G	H	J	K	L	M	N	P	Q	R	wt
.74	.75	.46	1.18	.04	.17	.45	.59	.33	.21	.22	.18	1.00	.37	.18	.106	grams
18.80	19.05	11.68	29.97	1.02	4.32	11.43	14.99	8.38	5.33	5.59	4.57	25.40	9.40	4.57	2.69	23.0

### Notes

- Performance and quality attributes and conditions not expressly stated in this specification document are intended to be excluded and do not form a part of this specification document.
- Electrical specifications and performance data contained in this specification document are based on Mini-Circuit's applicable established test performance criteria and measurement instructions.
- The parts covered by this specification document are subject to Mini-Circuits standard limited warranty and terms and conditions (collectively, "Standard Terms"); Purchasers of this part are entitled to the rights and benefits contained therein. For a full statement of the Standard Terms and the exclusive rights and remedies thereunder, please visit Mini-Circuits' website at [www.minicircuits.com/MCLStore/terms.jsp](http://www.minicircuits.com/MCLStore/terms.jsp)



FREQUENCY (MHz)	GAIN (dB)	DIRECTIVITY	VSWR IN (:1)	VSWR OUT (:1)	POWER OUT @1 dB COMPR. (dBm)	NF (dB)	IP3 (dBm)
6000	29.77	41.33	1.62	1.56	16.57	5.22	32.83
6800	30.49	38.10	1.36	1.16	17.48	4.66	31.03
7600	30.20	36.55	1.44	1.27	17.84	4.71	29.82
8400	29.89	35.85	1.51	1.43	17.78	4.96	29.30
9200	29.69	35.11	1.47	1.53	18.27	5.09	28.62
10000	29.27	36.35	1.28	1.54	18.68	5.07	28.11
10800	28.75	35.53	1.10	1.44	18.18	5.03	27.53
11600	28.19	37.50	1.22	1.36	18.10	5.01	27.04
12400	27.75	40.10	1.38	1.36	17.99	5.23	26.57
13200	27.48	41.87	1.45	1.48	17.57	5.34	26.36
14000	27.61	46.42	1.45	1.68	17.83	5.49	26.05
14800	27.69	39.07	1.34	1.73	19.04	5.61	26.05
15600	28.64	46.55	1.32	1.71	18.29	5.69	25.90
16400	28.88	39.24	1.33	1.50	17.05	5.83	26.95
17200	28.92	37.52	1.46	1.32	17.46	5.96	26.30
18000	27.94	40.56	1.90	1.40	17.18	6.45	26.20



**Notes**

- A. Performance and quality attributes and conditions not expressly stated in this specification document are intended to be excluded and do not form a part of this specification document.
- B. Electrical specifications and performance data contained in this specification document are based on Mini-Circuit's applicable established test performance criteria and measurement instructions.
- C. The parts covered by this specification document are subject to Mini-Circuits standard limited warranty and terms and conditions (collectively, "Standard Terms"); Purchasers of this part are entitled to the rights and benefits contained therein. For a full statement of the Standard Terms and the exclusive rights and remedies thereunder, please visit Mini-Circuits' website at [www.minicircuits.com/MCLStore/terms.jsp](http://www.minicircuits.com/MCLStore/terms.jsp)

