

# Amplifier

## ZX60-3800LN-S+

50Ω 3300 to 3800 MHz

### Features

- Low noise figure 0.9 typ.
- +18 dBm typ. output power at 1 dB compression
- High active directivity, 17 dB typ.
- Good IP3, 35 dBm typ.
- Reverse voltage connection protected
- Protected by US patent 6,790,049

### Applications

- Low noise amplifier RF front end
- Low noise pre-amp
- Buffer amplifier
- WiMAX
- SAB / SAP
- Lab
- Test equipment



CASE STYLE: GA955

Connectors	Model
SMA	ZX60-3800LN-S+

**+RoHS Compliant**  
The +Suffix identifies RoHS Compliance. See our web site for RoHS Compliance methodologies and qualifications

### Electrical Specifications at T<sub>AMB</sub> = 25°C

MODEL NO.	FREQ. (MHz)	GAIN (dB)				MAXIMUM POWER (dBm)	DYNAMIC RANGE			VSWR (:1) Typ.		ACTIVE DIRECTIVITY (dB) Isolation-Gain	DC VOLTAGE @ Pin V+ (V)	DC OPERATING CURRENT @ Pin V+ (mA)		
		Flatness					Output (1 dB Comp.)	NF (dB)	IP3 (dBm)	In	Out			Typ.	Typ.	Max.
		Typ.	Min.	Typ.	Max.											
ZX60-3800LN-S+	3300-3600	24	20	±0.1	±0.4	18.0	0.9	2.0	36	1.5	1.3	17	5	85	110	
	3600-3800	23	19	±0.6	±1.0	18.0	1.0	2.0	35	1.2	1.4	17	5	85	110	

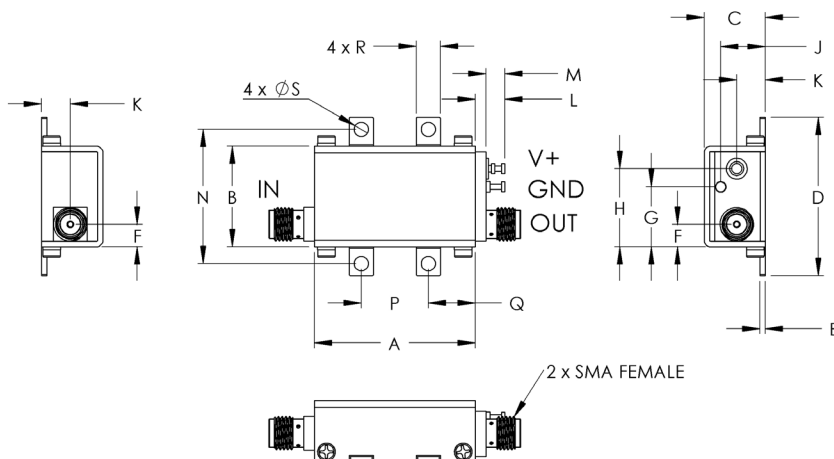
### Maximum Ratings

Operating Temperature	-40°C to 80°C case
Storage Temperature	-55°C to 100°C
DC Voltage	6.5V
Input Power(no Damage)	1dBm

Permanent damage may occur if any of these limits are exceeded.

**!** NOTE: When soldering the DC connections, caution must be used to avoid overheating the DC terminals. See Application Note [AN-40-10](#).

### Outline Drawing



### Outline Dimensions (inch/mm)

A	B	C	D	E	F	G	H	J	K	L	M	N	P	Q	R	S	wt. grams
1.20	.75	.46	1.18	.04	.17	.45	.59	.33	.21	.22	.14	1.00	.50	.35	.18	.106	35.0
30.48	19.05	11.68	29.97	1.02	4.32	11.43	14.99	8.38	5.33	5.59	3.56	25.40	12.70	8.89	4.57	2.69	

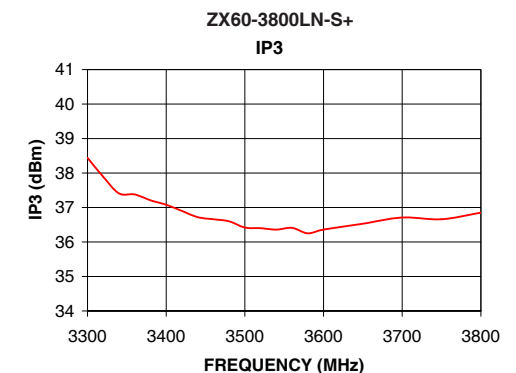
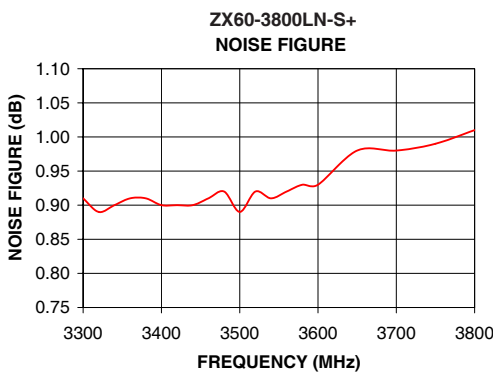
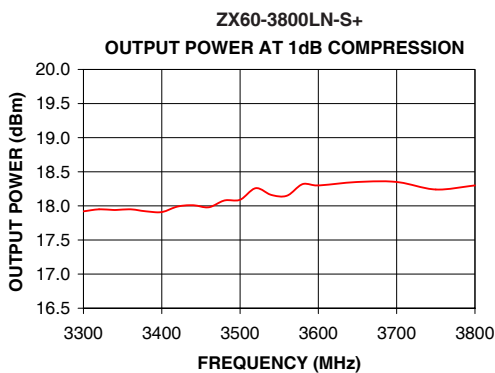
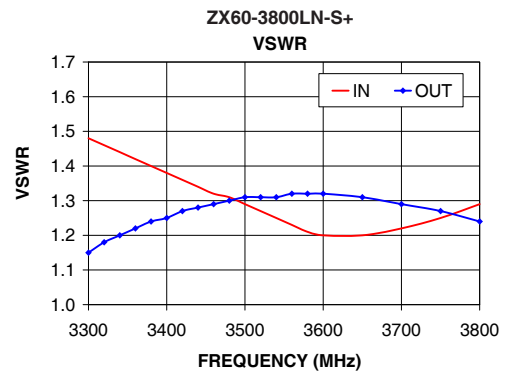
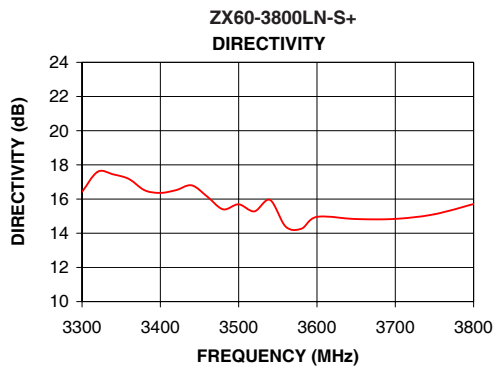
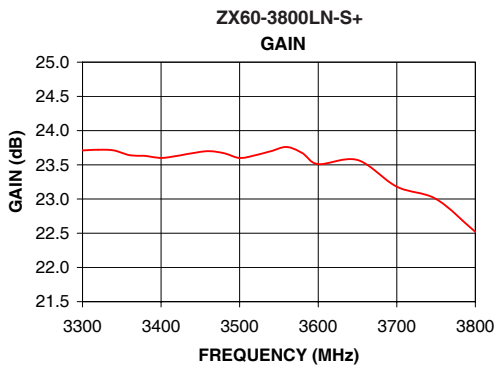
#### Notes

- Performance and quality attributes and conditions not expressly stated in this specification document are intended to be excluded and do not form a part of this specification document.
- Electrical specifications and performance data contained in this specification document are based on Mini-Circuit's applicable established test performance criteria and measurement instructions.
- The parts covered by this specification document are subject to Mini-Circuits standard limited warranty and terms and conditions (collectively, "Standard Terms"); Purchasers of this part are entitled to the rights and benefits contained therein. For a full statement of the Standard Terms and the exclusive rights and remedies thereunder, please visit Mini-Circuits' website at [www.minicircuits.com/MCLStore/terms.jsp](http://www.minicircuits.com/MCLStore/terms.jsp)



# Typical Performance Data & Curves at 25°C ZX60-3800LN-S+

FREQUENCY (MHz)	GAIN (dB)	DIRECTIVITY (dB)	VSWR IN (:1)	VSWR OUT (:1)	POWER OUT @ 1dB COMPRESSION (dBm)	IP3 (dBm)	NF (dB)
3300	23.71	16.42	1.48	1.15	17.92	38.44	0.91
3320	23.72	17.60	1.46	1.18	17.95	37.89	0.89
3340	23.71	17.44	1.44	1.20	17.94	37.41	0.90
3360	23.64	17.17	1.42	1.22	17.95	37.38	0.91
3380	23.63	16.51	1.40	1.24	17.92	37.21	0.91
3400	23.60	16.36	1.38	1.25	17.91	37.08	0.90
3420	23.63	16.52	1.36	1.27	17.99	36.90	0.90
3440	23.67	16.80	1.34	1.28	18.01	36.72	0.90
3460	23.70	16.14	1.32	1.29	17.98	36.66	0.91
3480	23.67	15.40	1.31	1.30	18.08	36.60	0.92
3500	23.60	15.69	1.29	1.31	18.09	36.42	0.89
3520	23.64	15.28	1.27	1.31	18.26	36.40	0.92
3540	23.70	15.95	1.25	1.31	18.16	36.36	0.91
3560	23.76	14.39	1.23	1.32	18.15	36.41	0.92
3580	23.67	14.26	1.21	1.32	18.32	36.25	0.93
3600	23.51	14.96	1.20	1.32	18.30	36.36	0.93
3650	23.57	14.83	1.20	1.31	18.35	36.53	0.98
3700	23.18	14.84	1.22	1.29	18.35	36.71	0.98
3750	23.00	15.11	1.25	1.27	18.24	36.66	0.99
3800	22.52	15.71	1.29	1.24	18.30	36.85	1.01



**Notes**

- A. Performance and quality attributes and conditions not expressly stated in this specification document are intended to be excluded and do not form a part of this specification document.
- B. Electrical specifications and performance data contained in this specification document are based on Mini-Circuit's applicable established test performance criteria and measurement instructions.
- C. The parts covered by this specification document are subject to Mini-Circuits standard limited warranty and terms and conditions (collectively, "Standard Terms"); Purchasers of this part are entitled to the rights and benefits contained therein. For a full statement of the Standard Terms and the exclusive rights and remedies thereunder, please visit Mini-Circuits' website at [www.minicircuits.com/MCLStore/terms.jsp](http://www.minicircuits.com/MCLStore/terms.jsp)

