



LUMPED LC COAXIAL

Bandpass Filter

ZX75BP-440-S+

50Ω 410 to 470 MHz SMA-Male to SMA-Female

KEY FEATURES

- Insertion Loss, 2.1dB Typ.
- Pass Band Return Loss, 14dB Typ.
- Stop Band Rejection, 25dB Typ.

APPLICATIONS

- Harmonic Rejection
- Personal and Home Communication

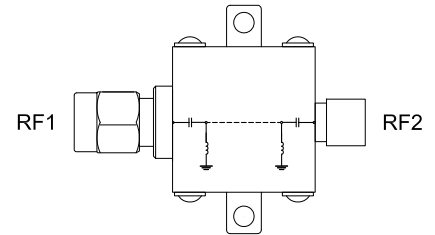


Generic photo used for illustration purposes only

PRODUCT OVERVIEW

ZX75BP-440-S+ is a 50Ω bandpass filter in a connectorized package covering 410 to 470MHz. This offers good matching within the passband and high rejection in stopband.

FUNCTIONAL DIAGRAM



ELECTRICAL SPECIFICATIONS¹ AT +25°C

Parameter		F#	Frequency (MHz)	Min.	Typ.	Max.	Units
Passband	Center Frequency	Fc	—	—	440	—	MHz
	Insertion Loss	F1-F2	410 - 470	—	2.1	3	dB
	Return Loss	F1-F2	410 - 470	9.5	13.8	—	dB
Stop Band, Lower	Rejection	DC-F3	DC - 200	30	—	—	dB
		F3-F4	200 - 320	20	—	—	
Stop Band, Upper	Rejection	F5-F6	650 - 850	20	—	—	dB
		F6-F7	850 - 1500	30	—	—	
		F7-F8	1500 - 2500	—	25	—	
Maximum Deviation from Linear Phase		—	Fc ± 30	—	—	±6	deg

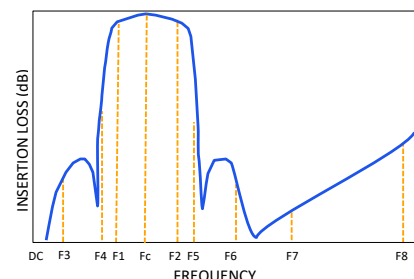
1. This filter is bi-directional RF1 and RF2 ports may be interchanged, see S-Parameters for actual performance.

ABSOLUTE MAXIMUM RATINGS²

Parameter	Ratings
Operating Temperature	-40°C to + 85°C
Storage Temperature	-55°C to + 100°C
Input Power ³	0.5W at 25°C

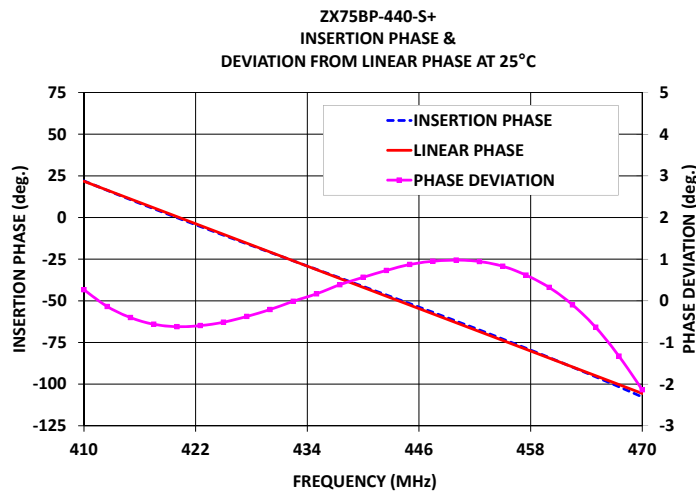
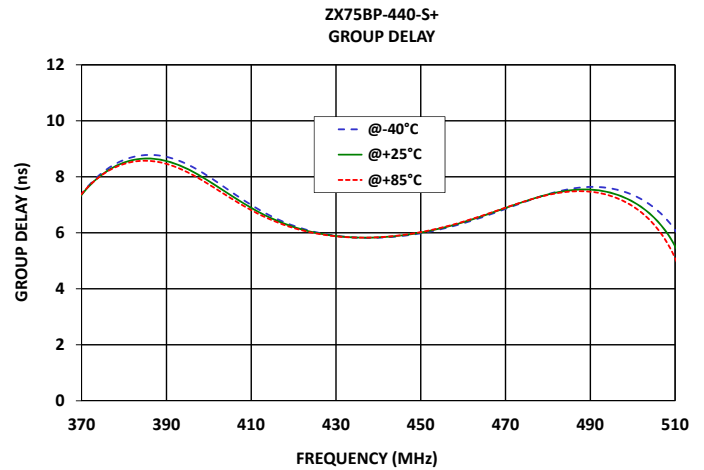
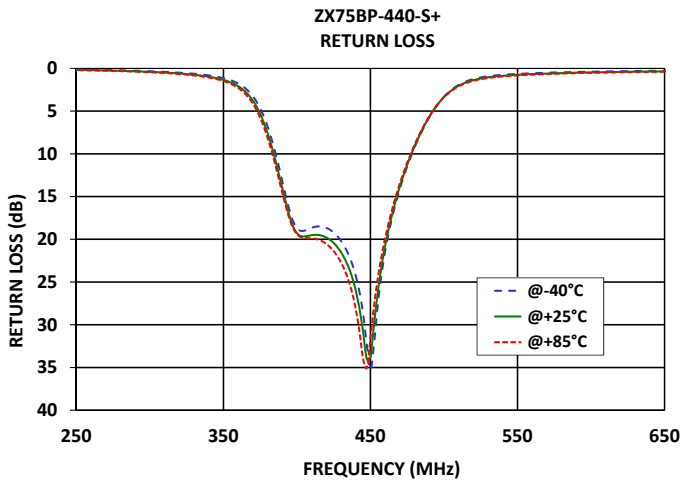
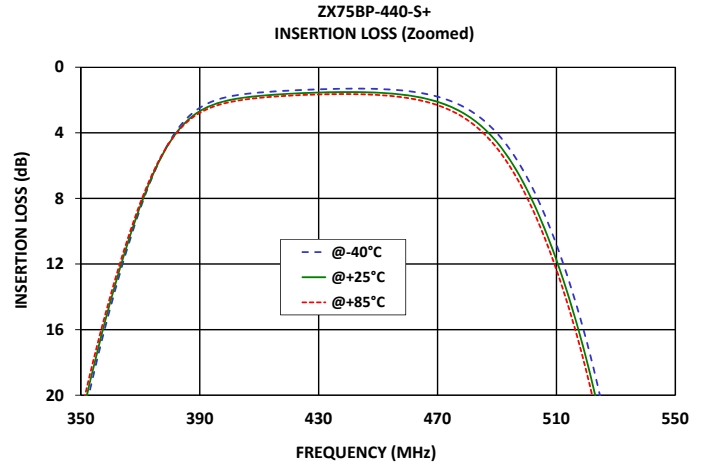
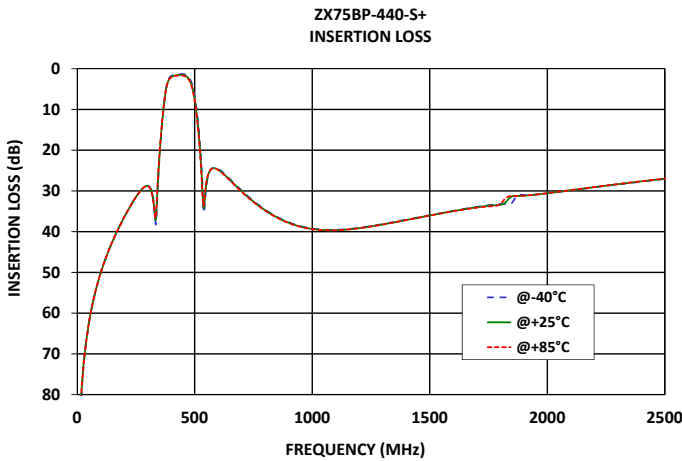
2. Permanent damage may occur if any of these limits are exceeded.
3. Power rating applies only to signals within the passband.

TYPICAL FREQUENCY RESPONSE AT +25°C





TYPICAL PERFORMANCE GRAPHS





LUMPED LC COAXIAL

Bandpass Filter

ZX75BP-440-S+

Mini-Circuits

50Ω 410 to 470 MHz SMA-Male to SMA-Female

ADDITIONAL INFORMATION IS AVAILABLE ON OUR DASHBOARD

[CLICK HERE](#)

Performance Data & Graphs	Data Graphs S-Parameter (S2P Files) Data Set (.zip file)
Case Style	KE1467
RoHS Status	Compliant
Environmental Ratings	ENV46

NOTES

- A. Performance and quality attributes and conditions not expressly stated in this specification document are intended to be excluded and do not form a part of this specification document.
- B. Electrical specifications and performance data contained in this specification document are based on Mini-Circuits' applicable established test performance criteria and measurement instructions.
- C. The parts covered by this specification document are subject to Mini-Circuits' standard limited warranty and terms and conditions (collectively, "Standard Terms"); Purchasers of this part are entitled to the rights and benefits contained therein. For a full statement of the standard terms and the exclusive rights and remedies thereunder, please visit Mini-Circuits' website at www.minicircuits.com/terms/viewterm.html

