

Coaxial

Voltage Controlled Oscillator ZX95-2600CA-S+

Linear Tuning 2130 to 2600 MHz

Features

- linear tuning characteristics
- low phase noise
- low pulling
- low pushing
- protected by US patent 6,790,049

Applications

- r & d
- lab
- instrumentation
- wireless communications
- wire-line broadcast access
- CATV



Generic photo used for illustration purposes only
CASE STYLE: GB956

Connectors	Model
SMA	ZX95-2600CA-S+

+RoHS Compliant
The +Suffix identifies RoHS Compliance. See our web site for RoHS Compliance methodologies and qualifications

Electrical Specifications

MODEL NO.	FREQ. (MHz)		POWER OUTPUT (dBm)	PHASE NOISE dBc/Hz SSB at offset frequencies, kHz				TUNING					NON HARMONIC SPURIOUS (dBc)		HARMONICS (dBc)		PULLING pk-pk @ 12 dB (MHz)	PUSHING (MHz/V)	DC OPERATING POWER	
	Min.	Max.		Typ.				VOLTAGE RANGE (V)	SENSITIVITY (MHz/V)	PORT CAP (pF)	3 dB MODULATION BANDWIDTH (MHz)	Typ.	Typ.	Typ.	Typ.	Vcc (volts)			Current (mA)	
				1	10	100	1000	Min.	Max.	Typ.	Typ.	Typ.	Typ.	Typ.	Max.	Max.				
ZX95-2600CA-S+	2130	2600	+6.7	-78	-105	-126	-147	0.5	16	35-49	19	75	-90	-26	-13	1.5	0.5	8	40	

Maximum Ratings

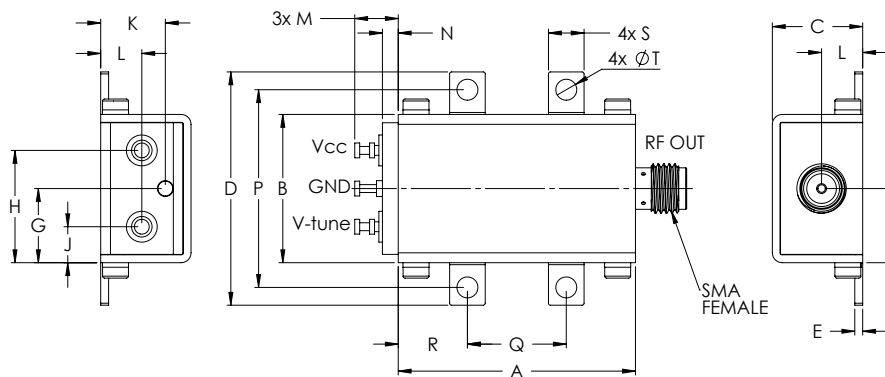
Operating Temperature	-55°C to 85°C
Storage Temperature	-55°C to 100°C
Absolute Max. Supply Voltage (Vcc)	8.5V
Absolute Max. Tuning Voltage (Vtune)	18.0V
All specifications	50 ohm system

Permanent damage may occur if any of these limits are exceeded.



NOTE: When soldering the DC connections, caution must be used to avoid overheating the DC terminals. See Application Note AN-40-10.

Outline Drawing



Outline Dimensions (inch/mm)

A	B	C	D	E	F	G	H	J	K	L	M	N	P	Q	R	S	T	wt.
1.20	.75	.46	1.18	.04	.38	.38	.57	.18	.33	.21	.22	.08	1.00	.50	.35	.18	.106	grams
30.48	19.15	11.61	30.07	1.02	9.53	9.53	14.43	4.62	8.31	5.28	5.59	2.03	25.40	12.70	8.89	4.57	2.69	35.0

Notes

- Performance and quality attributes and conditions not expressly stated in this specification document are intended to be excluded and do not form a part of this specification document.
- Electrical specifications and performance data contained in this specification document are based on Mini-Circuit's applicable established test performance criteria and measurement instructions.
- The parts covered by this specification document are subject to Mini-Circuits standard limited warranty and terms and conditions (collectively, "Standard Terms"); Purchasers of this part are entitled to the rights and benefits contained therein. For a full statement of the Standard Terms and the exclusive rights and remedies thereunder, please visit Mini-Circuits' website at www.minicircuits.com/MCLStore/terms.jsp

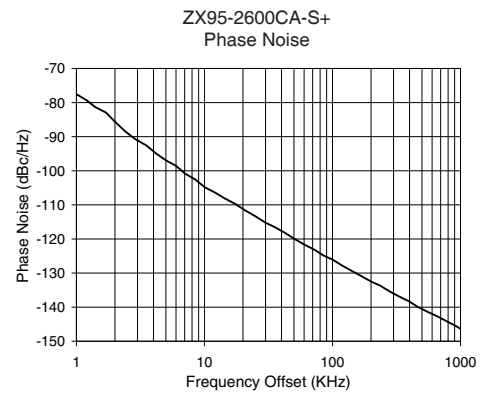
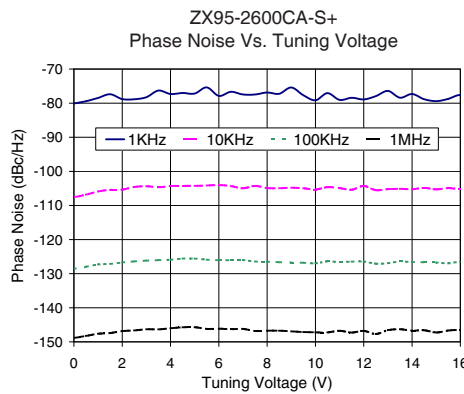
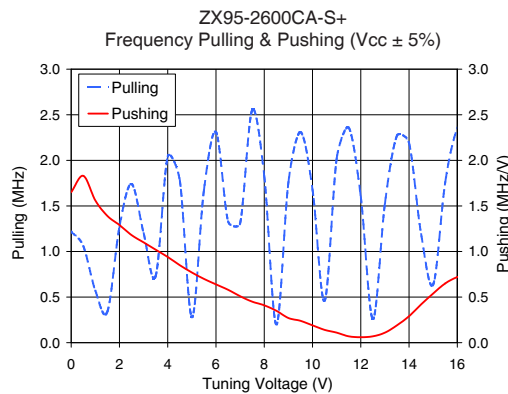
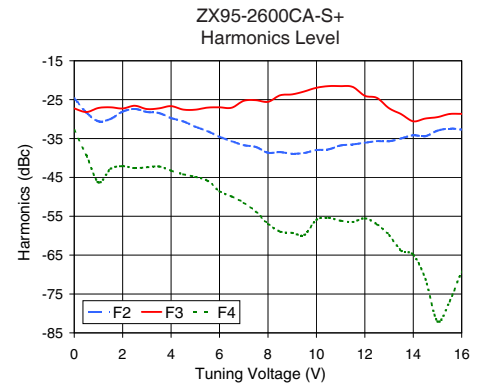
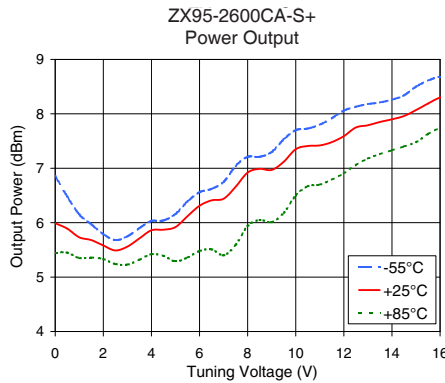
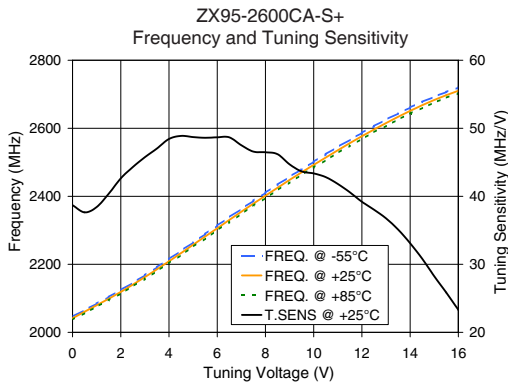


Performance Data & Curves*

ZX95-2600CA-S+

V TUNE	TUNE SENS (MHz/V)	FREQUENCY (MHz)			POWER OUTPUT (dBm)			Icc (mA)	HARMONICS (dBc)			FREQ. PUSH (MHz/V)	FREQ. PULL (MHz)	PHASE NOISE (dBc/Hz) at offsets				FREQ OFFSET (KHz)	PHASE NOISE at 2350 MHz (dBc/Hz)
		-55°C	+25°C	+85°C	-55°C	+25°C	+85°C		F2	F3	F4			1kHz	10kHz	100kHz	1MHz		
0.00	38.69	2046.1	2041.4	2036.9	6.86	5.99	5.45	32.87	-24.6	-27.3	-32.8	1.65	1.22	-80.1	-107.6	-128.6	-148.9	1.0	-77.54
0.50	37.64	2065.5	2060.7	2056.5	6.48	5.89	5.45	32.74	-28.3	-28.2	-39.3	1.83	1.06	-79.4	-106.8	-128.0	-148.3	2.0	-85.61
2.00	42.64	2124.4	2118.9	2114.1	5.79	5.58	5.33	31.96	-28.1	-27.3	-42.1	1.29	1.27	-78.8	-105.4	-126.7	-146.9	3.5	-92.54
2.50	44.30	2145.9	2140.2	2135.2	5.68	5.49	5.24	31.76	-27.4	-26.6	-42.6	1.18	1.74	-78.9	-104.6	-126.4	-146.7	6.0	-98.56
3.00	45.75	2168.3	2162.4	2157.2	5.75	5.56	5.23	31.60	-28.2	-27.4	-42.4	1.10	1.20	-78.3	-104.4	-126.2	-146.3	8.5	-102.59
4.00	48.43	2215.4	2208.8	2203.2	6.03	5.86	5.42	31.36	-29.7	-26.7	-43.3	0.94	2.04	-77.3	-104.3	-125.9	-146.0	10.0	-104.78
5.00	48.70	2264.5	2257.4	2251.6	6.16	5.92	5.29	31.21	-32.0	-27.6	-44.9	0.77	0.28	-77.2	-104.3	-125.6	-145.7	20.8	-111.63
6.00	48.67	2313.8	2306.1	2299.9	6.56	6.31	5.48	31.13	-34.6	-27.0	-48.6	0.64	2.31	-77.9	-104.0	-126.1	-146.1	35.5	-116.57
6.50	48.67	2338.5	2330.4	2324.1	6.62	6.41	5.51	31.10	-35.7	-27.1	-49.9	0.58	1.33	-76.7	-104.3	-126.1	-146.3	60.7	-121.72
7.00	47.50	2363.0	2354.8	2348.3	6.75	6.44	5.40	31.08	-36.7	-25.3	-51.5	0.51	1.31	-77.5	-105.0	-126.0	-146.2	85.2	-124.87
8.00	46.48	2410.5	2401.8	2395.0	7.21	6.92	5.94	31.07	-38.7	-25.6	-56.9	0.41	1.83	-76.9	-104.9	-126.5	-146.7	100.0	-126.05
9.00	44.71	2457.2	2448.1	2440.9	7.30	6.97	6.01	31.06	-38.9	-23.6	-59.3	0.27	1.76	-75.4	-104.8	-126.7	-146.9	142.9	-129.48
10.00	43.36	2501.7	2492.3	2484.9	7.70	7.35	6.50	31.07	-38.0	-22.0	-59.9	0.19	1.68	-79.2	-105.3	-127.0	-147.2	167.8	-130.87
11.00	41.82	2545.2	2535.4	2527.6	7.80	7.42	6.70	31.07	-36.8	-21.5	-56.1	0.11	2.02	-79.0	-104.9	-126.6	-146.8	200.6	-132.50
12.00	39.20	2586.6	2576.6	2568.6	8.06	7.59	6.91	31.10	-36.1	-24.0	-55.6	0.06	1.60	-78.9	-104.3	-126.5	-146.8	281.6	-135.46
12.50	38.04	2606.2	2596.2	2588.2	8.13	7.75	7.06	31.11	-35.7	-24.6	-57.1	0.07	0.26	-77.9	-105.5	-127.1	-147.7	330.7	-136.85
13.00	36.76	2625.3	2615.2	2607.2	8.18	7.79	7.18	31.12	-35.7	-27.2	-59.9	0.11	1.53	-76.4	-105.2	-126.9	-146.6	464.2	-139.95
14.00	33.10	2661.1	2651.2	2643.2	8.26	7.90	7.33	31.14	-34.2	-30.6	-64.9	0.29	2.19	-77.3	-105.3	-126.6	-146.7	554.9	-141.39
15.00	28.25	2692.7	2683.1	2675.4	8.50	8.07	7.48	31.17	-33.0	-29.5	-82.0	0.54	0.64	-79.4	-105.3	-126.7	-147.3	914.6	-145.49
16.00	23.32	2719.8	2710.2	2702.6	8.68	8.30	7.75	31.18	-32.7	-28.6	-69.5	0.72	2.35	-77.6	-105.2	-126.5	-146.5	1000.0	-146.31

*at 25°C unless mentioned otherwise



Notes

- A. Performance and quality attributes and conditions not expressly stated in this specification document are intended to be excluded and do not form a part of this specification document.
- B. Electrical specifications and performance data contained in this specification document are based on Mini-Circuit's applicable established test performance criteria and measurement instructions.
- C. The parts covered by this specification document are subject to Mini-Circuits standard limited warranty and terms and conditions (collectively, "Standard Terms"); Purchasers of this part are entitled to the rights and benefits contained therein. For a full statement of the Standard Terms and the exclusive rights and remedies thereunder, please visit Mini-Circuits' website at www.minicircuits.com/MCLStore/terms.jsp

