

2X Fundamental

Voltage Controlled Oscillator

ZX95-5580-S+

Frequency Doubling 5440 to 5580 MHz

Features

- frequency based on multiplication of carrier frequency
- linear tuning characteristics
- low phase noise
- low pushing & pulling
- 5V tuning voltage range
- protected by US patent 6,790,049

Applications

- r & d
- lab
- instrumentation
- wireless communications
- point-to-point radio



Generic photo used for illustration purposes only
CASE STYLE: GB956

Connectors	Model
SMA	ZX95-5580-S+

+RoHS Compliant
The +Suffix identifies RoHS Compliance. See our web site for RoHS Compliance methodologies and qualifications

Electrical Specifications

MODEL NO.	FREQ. (MHz)		POWER OUTPUT (dBm)	PHASE NOISE dBc/Hz SSB at offset frequencies, kHz				TUNING					NON HARMONIC SPURIOUS (dBc)	HARMONICS (dBc) Max.			PULLING pk-pk @ 12 dB Br (MHz)	PUSHING (MHz/V)	DC OPERATING POWER				
	F			Typ.	1	10	100	1000	VOLTAGE RANGE (V)	SENSI- TIVITY (MHz/V)	PORT CAP (pF)	3 dB MODULATION BANDWIDTH (MHz)		Typ.	F0.5	F1.5			F2	Typ.	Typ.	Vcc (volts)	Current (mA)
	Min.	Max.																					
ZX95-5580-S+	5440	5580	-0.5	-75	-101	-123	-143	0.5	5	68-72	15	180	-90	-16	-25	-21	0.3	0.8	5	35			

Maximum Ratings

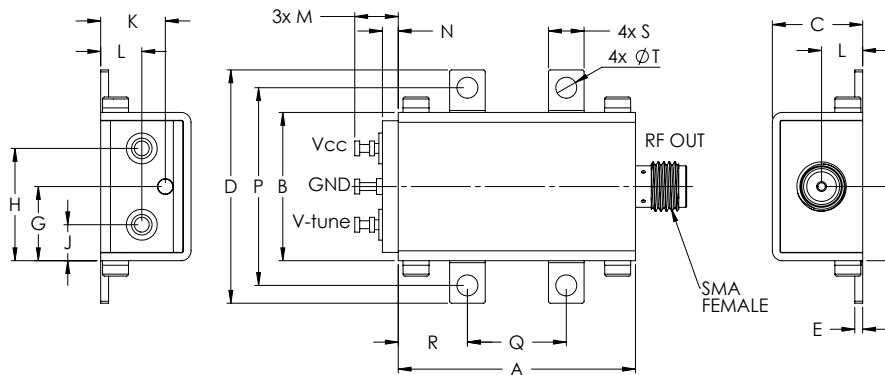
Operating Temperature	-55°C to 85°C
Storage Temperature	-55°C to 100°C
Absolute Max. Supply Voltage (Vcc)	6V
Absolute Max. Tuning Voltage (Vtune)	7V
All specifications	50 ohm system

Permanent damage may occur if any of these limits are exceeded.



NOTE: When soldering the DC connections, caution must be used to avoid overheating the DC terminals. See Application Note [AN-40-10](#).

Outline Drawing



Outline Dimensions (inch/mm)

A	B	C	D	E	F	G	H	J	K	L	M	N	P	Q	R	S	T	wt.
1.20	.75	.46	1.18	.04	.38	.38	.57	.18	.33	.21	.22	.08	1.00	.50	.35	.18	.106	grams
30.48	19.15	11.61	30.07	1.02	9.53	9.53	14.43	4.62	8.31	5.28	5.59	2.03	25.40	12.70	8.89	4.57	2.69	35.0

Notes

- A. Performance and quality attributes and conditions not expressly stated in this specification document are intended to be excluded and do not form a part of this specification document.
 B. Electrical specifications and performance data contained in this specification document are based on Mini-Circuit's applicable established test performance criteria and measurement instructions.
 C. The parts covered by this specification document are subject to Mini-Circuits standard limited warranty and terms and conditions (collectively, "Standard Terms"); Purchasers of this part are entitled to the rights and benefits contained therein. For a full statement of the Standard Terms and the exclusive rights and remedies thereunder, please visit Mini-Circuits' website at www.minicircuits.com/MCLStore/terms.jsp

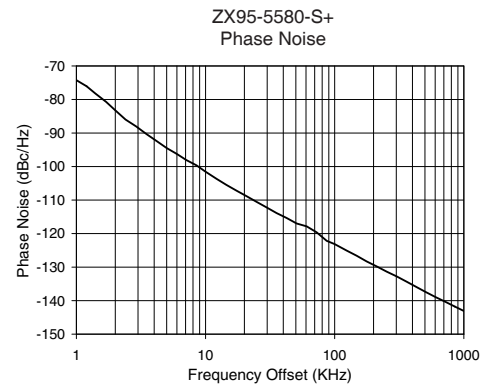
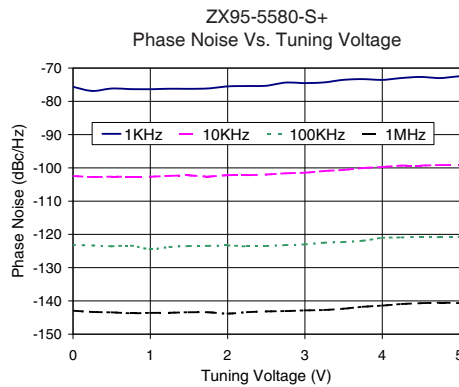
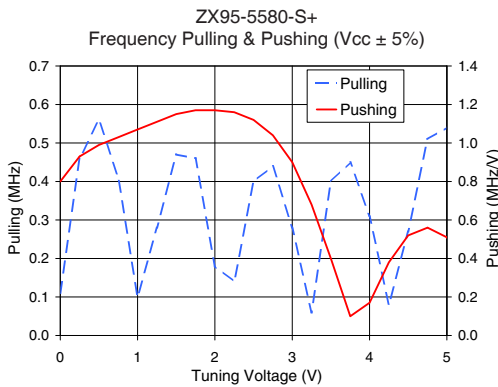
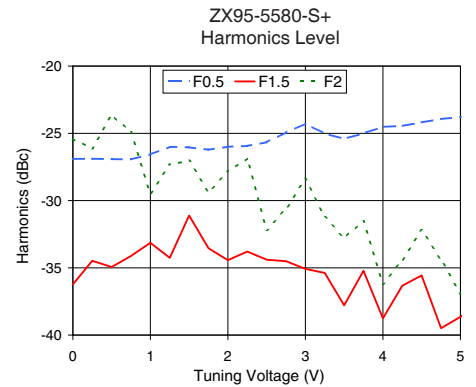
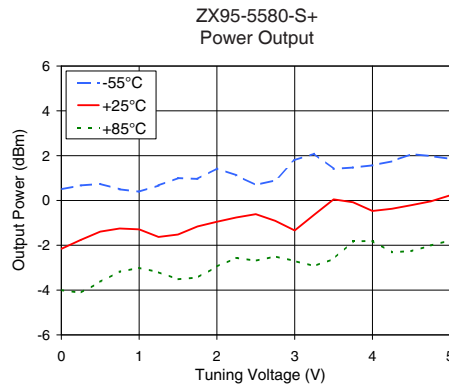
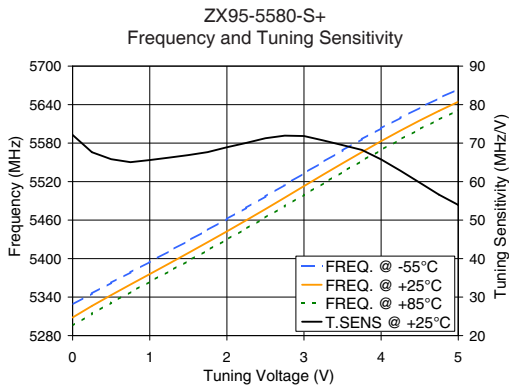


Performance Data & Curves*

ZX95-5580-S+

V TUNE	TUNE SENS (MHz/V)	FREQUENCY (MHz)			POWER OUTPUT (dBm)			Icc (mA)	HARMONICS (dBc)			FREQ. PUSH (MHz/V)	FREQ. PULL (MHz)	PHASE NOISE (dBc/Hz) at offsets				FREQ OFFSET (KHz)	PHASE NOISE at 5510 MHz (dBc/Hz)
		-55°C	+25°C	+85°C	-55°C	+25°C	+85°C		F0.5	F1.5	F2			1kHz	10kHz	100kHz	1MHz		
0.00	72.13	5328.5	5308.2	5295.4	0.50	-2.16	-4.00	26.52	-26.9	-36.2	-25.4	0.80	0.11	-75.6	-102.4	-123.2	-142.9	1.0	-74.25
0.25	67.64	5345.7	5326.2	5314.0	0.67	-1.76	-4.12	26.61	-26.9	-34.5	-26.1	0.93	0.46	-76.9	-102.8	-123.3	-143.3	2.0	-83.24
0.50	65.82	5362.3	5343.1	5331.3	0.74	-1.39	-3.63	26.69	-26.9	-34.9	-23.6	0.99	0.56	-76.1	-102.7	-123.6	-143.4	3.5	-90.37
0.75	65.04	5378.6	5359.6	5347.7	0.50	-1.25	-3.18	26.77	-26.9	-34.1	-24.9	1.03	0.41	-76.3	-102.7	-123.4	-143.7	6.0	-96.26
1.00	65.60	5395.0	5375.9	5363.9	0.39	-1.29	-3.01	26.84	-26.6	-33.1	-29.5	1.07	0.10	-76.4	-102.7	-124.4	-143.6	8.5	-99.64
1.25	66.23	5411.4	5392.3	5380.1	0.67	-1.63	-3.20	26.90	-26.0	-34.3	-27.3	1.11	0.28	-76.2	-102.4	-123.8	-143.6	10.0	-101.55
1.50	66.88	5427.9	5408.8	5396.4	1.00	-1.52	-3.52	26.96	-26.0	-31.1	-27.0	1.15	0.47	-76.2	-102.3	-123.5	-143.4	20.8	-108.87
1.75	67.65	5444.7	5425.5	5413.0	0.96	-1.16	-3.44	27.03	-26.2	-33.5	-29.4	1.17	0.46	-76.1	-102.6	-123.5	-143.4	35.5	-113.90
2.00	68.92	5461.7	5442.5	5429.8	1.43	-0.95	-2.95	27.10	-26.0	-34.4	-27.9	1.17	0.18	-75.5	-102.2	-123.3	-143.8	60.7	-117.84
2.25	70.05	5479.2	5459.7	5446.8	1.12	-0.76	-2.56	27.16	-25.9	-33.8	-26.9	1.16	0.14	-75.4	-102.2	-123.6	-143.4	86.7	-122.15
2.50	71.27	5496.9	5477.2	5464.0	0.69	-0.61	-2.69	27.23	-25.7	-34.4	-32.2	1.12	0.40	-75.3	-102.0	-123.5	-143.2	100.0	-123.13
2.75	71.95	5514.9	5495.0	5481.6	0.90	-0.91	-2.50	27.29	-24.9	-34.5	-30.6	1.04	0.44	-74.4	-101.6	-123.2	-143.1	148.1	-126.60
3.00	71.84	5532.9	5513.0	5499.4	1.80	-1.34	-2.70	27.35	-24.3	-35.1	-28.4	0.90	0.28	-74.5	-101.4	-123.0	-142.9	177.0	-128.31
3.25	70.69	5550.8	5531.0	5517.3	2.09	-0.64	-2.93	27.42	-25.0	-35.4	-31.2	0.68	0.06	-74.3	-101.0	-122.5	-142.7	211.6	-129.81
3.50	69.48	5568.6	5548.6	5535.0	1.41	0.05	-2.61	27.47	-25.4	-37.8	-32.8	0.40	0.40	-73.5	-100.6	-122.3	-142.4	302.4	-132.79
3.75	68.23	5586.1	5566.0	5552.4	1.47	-0.08	-1.82	27.52	-25.0	-35.2	-31.5	0.10	0.45	-73.3	-100.1	-121.9	-141.8	361.5	-134.36
4.00	65.77	5603.1	5583.1	5569.3	1.57	-0.47	-1.81	27.57	-24.5	-38.8	-36.2	0.17	0.31	-73.6	-99.7	-121.1	-141.4	507.5	-137.44
4.50	59.73	5634.9	5615.2	5601.7	2.07	-0.21	-2.26	27.66	-24.2	-35.6	-32.2	0.52	0.27	-72.7	-99.3	-120.8	-140.7	606.7	-138.99
4.75	56.62	5649.8	5630.1	5616.7	1.98	-0.04	-2.01	27.70	-23.9	-39.5	-34.4	0.56	0.51	-73.0	-99.2	-120.8	-140.5	851.6	-141.77
5.00	53.94	5664.0	5644.3	5631.0	1.86	0.23	-1.78	27.72	-23.8	-38.7	-36.9	0.51	0.54	-72.5	-99.1	-120.8	-140.7	1000.0	-143.08

*at 25°C unless mentioned otherwise



Notes

- A. Performance and quality attributes and conditions not expressly stated in this specification document are intended to be excluded and do not form a part of this specification document.
- B. Electrical specifications and performance data contained in this specification document are based on Mini-Circuit's applicable established test performance criteria and measurement instructions.
- C. The parts covered by this specification document are subject to Mini-Circuits standard limited warranty and terms and conditions (collectively, "Standard Terms"); Purchasers of this part are entitled to the rights and benefits contained therein. For a full statement of the Standard Terms and the exclusive rights and remedies thereunder, please visit Mini-Circuits' website at www.minicircuits.com/MCLStore/terms.jsp

