

# Coaxial Reflectionless High Pass Filter

## ZXHF Series

50Ω      DC to 30 GHz



### The Big Deal

- Patented design eliminates in band spurs
- Wideband performance up to 30 GHz

### Product Overview

Mini-Circuits' ZXHF Series reflectionless filters employs a novel filter topology which absorbs and terminates stop band signals internally rather than reflecting them back to the source. Reflectionless filters eliminate stopband reflections, allowing them to be paired with sensitive devices and used in applications that otherwise require circuits such as isolation amplifiers or attenuators. This is developed in a new broadband, stable connectorized package.

### Key Features

Feature	Advantages
Easy integration with sensitive reflective components, e.g. mixers, multipliers	Reflectionless filters absorb unwanted signals, preventing reflections back to the source. This reduces generation of additional unwanted signals without the need for extra components like attenuators, improving system dynamic range.
Cascadable	Reflectionless filters can be cascaded in multiple sections to provide sharper and higher attenuation, while also preventing any standing waves that could affect pass band signals.
Excellent stability over temperature	Minimal variation in electrical performance across temperature.
Operating temperature up to 105°C	Suitable for operation close to high power components.
Broadband connectorized package	The connectorized package works well even in high frequencies and easy to interface with other devices. This is well suited for test setups.

#### Notes

- A. Performance and quality attributes and conditions not expressly stated in this specification document are intended to be excluded and do not form a part of this specification document.  
B. Electrical specifications and performance data contained in this specification document are based on Mini-Circuit's applicable established test performance criteria and measurement instructions.  
C. The parts covered by this specification document are subject to Mini-Circuits standard limited warranty and terms and conditions (collectively, "Standard Terms"); Purchasers of this part are entitled to the rights and benefits contained therein. For a full statement of the Standard Terms and the exclusive rights and remedies thereunder, please visit Mini-Circuits' website at [www.minicircuits.com/MCLStore/terms.jsp](http://www.minicircuits.com/MCLStore/terms.jsp)



# Coaxial Reflectionless High Pass Filter

## ZXHF-K581M+

50Ω 580 to 3000 MHz



Generic photo used for illustration purposes only

CASE STYLE: UK3042  
Connectors Model  
2.92mm-F ZXHF-K581M+

### Features

- Match to 50Ω in the stop band, eliminates undesired reflections
- Cascadable
- Temperature stable, up to 105°C
- Protected by US Patent No. 8,392,495 ; 9,705,467, additional patent pending
- Protected by China Patent 201080014266.1
- Protected by Taiwan Patent I581494

### Applications

- Aerospace & Defense
- UHF comm
- GPS

### Electrical Specifications at 25°C

Parameter	F#	Frequency (MHz)	Min.	Typ.	Max.	Unit	
Stop Band	Rejection	DC-F1	DC- 280	27	35	-	dB
	Freq. Cut-Off	F1-F2	280 - 330	18	27	-	dB
	VSWR	F3	470	-	3.2	-	dB
		DC-F2	DC- 330	-	1.3	-	:1
Pass Band	Insertion Loss	F4-F6	580 - 3000	-	1.7	2.5	dB
	VSWR	F4-F5	580 - 1400	-	1.2	-	:1
		F5-F6	1400 - 3000	-	1.7	-	:1

### Absolute Maximum Ratings<sup>3</sup>

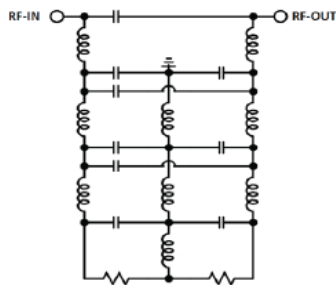
Parameter	Ratings
Operating Temperature	-55°C to +105°C
Storage Temperature	-55°C to +105°C
RF Power Input, Passband (F4-F6) <sup>1</sup>	32 dBm at 25°C
RF Power Input, Stopband (DC-F4) <sup>2</sup>	35 dBm at 25°C

- <sup>1</sup> Passband rating derates linearly to 29 dBm at 105°C ambient  
<sup>2</sup> Stopband rating derates linearly to 32 dBm at 105°C ambient  
<sup>3</sup> Permanent damage may occur if any of these limits are exceeded

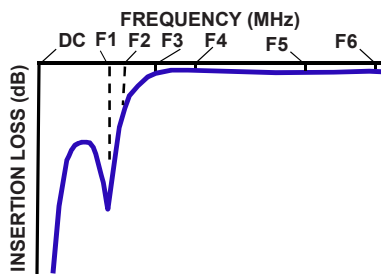
### ESD rating

Human body model (HBM): Class 2(Pass 2000V) in accordance with ANSI/ESD 5.1-2001

### Functional Schematic



### Typical Frequency Response

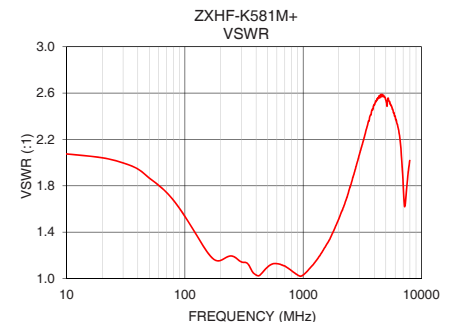
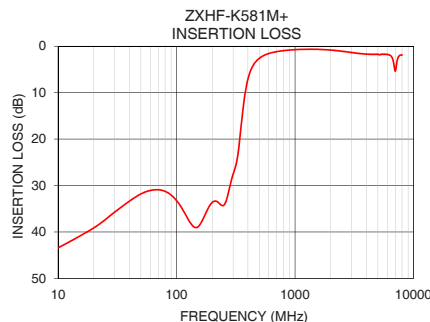


### Typical Performance Data at 25°C

Frequency (MHz)	Insertion Loss (dB)	VSWR (:1)
1	45.73	2.10
10	43.43	2.07
100	33.24	1.54
200	33.63	1.16
280	30.48	1.16
300	27.55	1.14
330	23.18	1.14
400	7.10	1.03
470	3.22	1.07
580	1.69	1.13
700	1.16	1.11
1000	0.73	1.03
1400	0.64	1.20
2000	0.82	1.51
2200	0.91	1.62
2300	0.98	1.67
2500	1.08	1.79
3000	1.35	2.07
5000	1.74	2.54
8000	1.88	2.02

### +RoHS Compliant

The +Suffix identifies RoHS Compliance. See our web site for RoHS Compliance methodologies and qualifications



### Notes

- A. Performance and quality attributes and conditions not expressly stated in this specification document are intended to be excluded and do not form a part of this specification document.  
 B. Electrical specifications and performance data contained in this specification document are based on Mini-Circuit's applicable established test performance criteria and measurement instructions.  
 C. The parts covered by this specification document are subject to Mini-Circuits standard limited warranty and terms and conditions (collectively, "Standard Terms"); Purchasers of this part are entitled to the rights and benefits contained therein. For a full statement of the Standard Terms and the exclusive rights and remedies thereunder, please visit Mini-Circuits' website at [www.minicircuits.com/MCLStore/terms.jsp](http://www.minicircuits.com/MCLStore/terms.jsp)



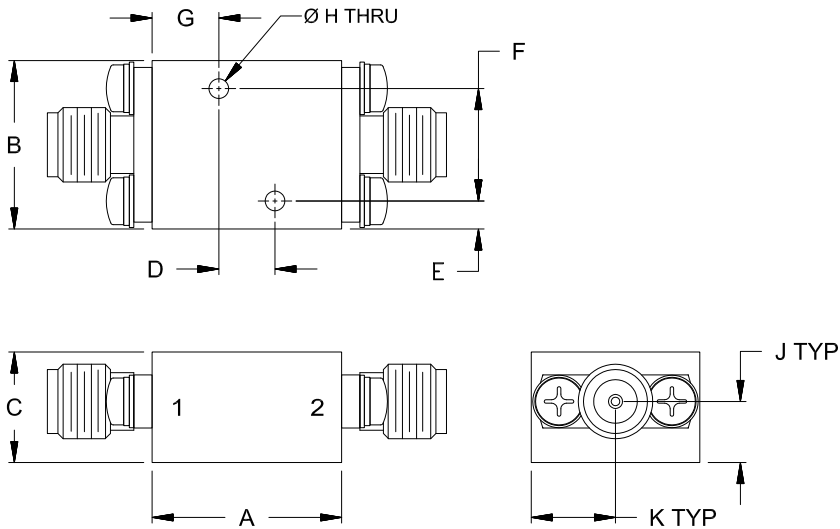
[www.minicircuits.com](http://www.minicircuits.com) P.O. Box 350166, Brooklyn, NY 11235-0003 (718) 934-4500 sales@minicircuits.com

REV. OR  
ECO-004934  
ZXHF-K581M+  
EDU3891  
URJ  
210118  
Page 2 of 3

## Coaxial Connections

PORT - 1	2.92mm-Female
PORT - 2	2.92mm-Female

## Outline Drawing



## Outline Dimensions ( $\frac{\text{inch}}{\text{mm}}$ )

A	B	C	D	E	F
<b>.68</b>	<b>.60</b>	<b>.39</b>	<b>.200</b>	<b>.10</b>	<b>.400</b>
17.1	15.2	10.0	5.08	2.5	10.16
G	H	J	K	Wt.	
<b>.24</b>	<b>.070</b>	<b>.22</b>	<b>.30</b>	grams	
6.0	1.78	5.5	7.6	<b>24</b>	

Note: Please refer to case style drawing for details

### Notes

- A. Performance and quality attributes and conditions not expressly stated in this specification document are intended to be excluded and do not form a part of this specification document.
- B. Electrical specifications and performance data contained in this specification document are based on Mini-Circuit's applicable established test performance criteria and measurement instructions.
- C. The parts covered by this specification document are subject to Mini-Circuits standard limited warranty and terms and conditions (collectively, "Standard Terms"); Purchasers of this part are entitled to the rights and benefits contained therein. For a full statement of the Standard Terms and the exclusive rights and remedies thereunder, please visit Mini-Circuits' website at [www.minicircuits.com/MCLStore/terms.jsp](http://www.minicircuits.com/MCLStore/terms.jsp)

