



Mini-Circuits

HAND
FLEX™

Coaxial Cable

086-14SBSM+

50Ω 14 inch DC to 18 GHz SMA-Male to SMA-Female Bulkhead

THE BIG DEAL

- Wideband frequency coverage, DC to 18 GHz
- Low Loss, 1.3 dB at 18 GHz
- Excellent Return Loss, 24 dB at 18 GHz
- SMA-F bulkhead connector at one end
- Hand formable to almost any custom shape without special bending tools
- 6 mm bend radius for tight installations
- Anti-torque nut prevents cable stress during installation
- Insulated outer jacket standard
- Connector interface, meets MIL-STD-348
- Ideal for interconnect of assembled systems

*Generic photo used for illustration purposes only*

Model No.	086-14SBSM+
Case Style	KP1567-14
Connectors	SMA-Male to SMA-Female Bulkhead

+RoHS Compliant

The +Suffix identifies RoHS Compliance.
See our website for methodologies and qualifications

APPLICATIONS

- Bulkhead connector mounts on front panel of equipment racks
- Replacement for custom bent 0.086" semi-rigid cables
- Communication receivers and transmitters
- Military and aerospace system
- Environmental and test chambers

PRODUCT OVERVIEW

The 086 SBSM Series Hand-Flex™ Coaxial Cables are ideal for interconnection of coaxial components or sub-systems to equipment racks. The construction includes a silver-plated copper-clad steel center conductor which maintains the shape after bending. The outer shield is copper braid, tin soaked, which minimizes signal leakage and at the same time flexible for easy bend. Dielectric is low loss PTFE. Connectors have passivated stainless-steel coupling nut over a gold plated connector body. SMA-M connector has gold plated, brass center conductor and SMA-F has gold plated BeCuB center conductor.

KEY FEATURES

Feature	Advantages
Hand-Formable RF Cables	The 086 Series Hand-Flex™ cables are hand formable making them ideal for use integrating coaxial components and sub-assemblies without the need for special cable-bending tools and alleviating the risk of damage during the bending process typical of semi-rigid coaxial cable assemblies.
SMA-F bulkhead connector at one end	Mounts directly on equipment racks eliminating need for bulkhead adapter, thereby improving reliability.
Tight Bend Radius	Capable of only 6 mm bend radius, the 086 Hand-Flex™ series is able to make connections in tight spaces making these cables ideal for dense system integration.
Excellent Return Loss	Supporting typical return loss of 26 dB to 6 GHz and 19 dB to 18 GHz, the 086 Series Hand-Flex™ Cables are ideally suited for interconnecting a wide variety of RF components while minimizing VSWR ripple contribution due to mating cables & connectors.
Good Power Handling Capability: <ul style="list-style-type: none"> • 211W at 0.5 GHz • 35W at 18 GHz 	Mini-Circuits 086 Cable series can support medium to high RF power levels enabling these cables to be used in the transmit path (power rating is at sea-level altitudes).
Built-in Anti-torque nut	Mini-Circuits 086 Series Hand-Flex™ cables include an anti-torque feature to support the straight SMA connector body during installation alleviating risk of stress to the connector/cable interface.





Mini-Circuits

HAND
FLEX™

Coaxial Cable

086-14SBSM+

50Ω 14 inch DC to 18 GHz SMA-Male to SMA-Female Bulkhead

ELECTRICAL SPECIFICATIONS AT +25°C

Parameter	Frequency (GHz)	Min.	Typ.	Max.	Units
Frequency Range		DC		18	GHz
Length ²		14			inches
Insertion Loss	DC - 2	—	0.29	0.6	dB
	2 - 6	—	0.49	1.0	
	6 - 10	—	0.76	1.3	
	10 - 18	—	1.03	1.8	
Return Loss	DC - 2	23	40	—	dB
	2 - 6	23	37	—	
	6 - 10	17	32	—	
	10 - 18	16	27	—	

1. Unjacketed cable also available upon request.

2. Custom sizes available, consult factory.

ABSOLUTE MAXIMUM RATINGS

Parameter	Ratings
Operating Temperature	-55°C to +105°C
Storage Temperature	-55°C to +105°C
Power Handling at +25°C, Sea Level	211W at 0.5 GHz 150W at 1 GHz 104W at 2 GHz 59W at 6 GHz 45W at 10 GHz 35W at 18 GHz

Permanent damage may occur if any of these limits are exceeded.





**HAND
FLEX™**

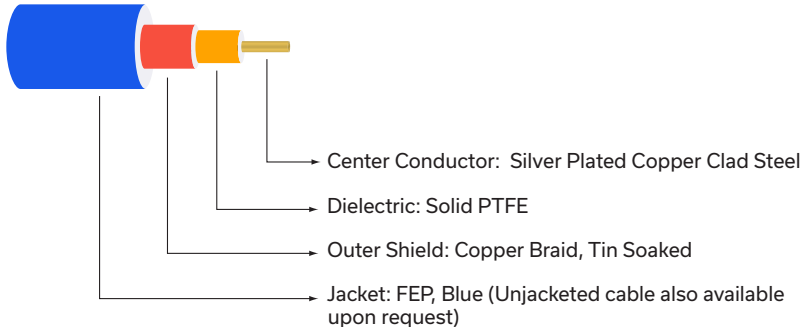
Coaxial Cable

086-14SBSM+

Mini-Circuits

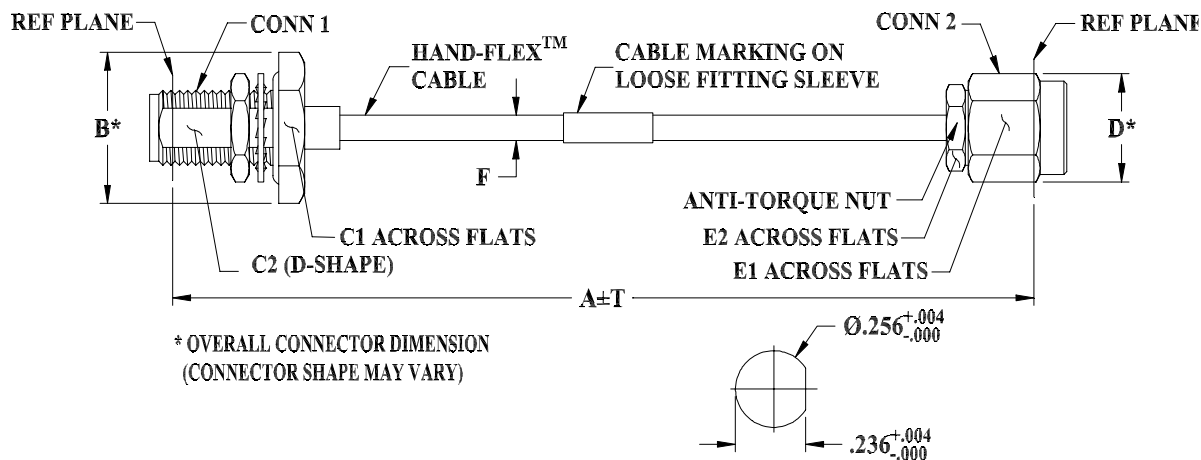
50Ω 14 inch DC to 18 GHz SMA-Male to SMA-Female Bulkhead

CABLE CONSTRUCTION



Connectors: Coupling Nut: Stainless Steel Passivated
Body: Stainless Steel Gold Plated
Center Pin: Brass, Gold Plated (SMA-M)
and BeCuB Gold Plated (SMA-F)

OUTLINE DRAWING



CUT OUT FOR SMA FEMALE BULKHEAD CONNECTOR
PANEL THICKNESS .100 INCHES

OUTLINE DIMENSIONS (Inch/mm)

A	B	C1	C2	D
14.0	.51	.438	.232	.36
355.60	12.95	11.13	5.89	9.14

Mini-Circuits



Mini-Circuits

HAND
FLEX™

Coaxial Cable

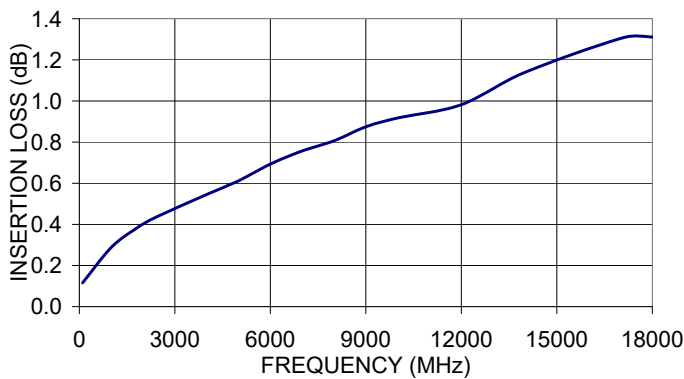
086-14SBSM+

50Ω 14 inch DC to 18 GHz SMA-Male to SMA-Female Bulkhead

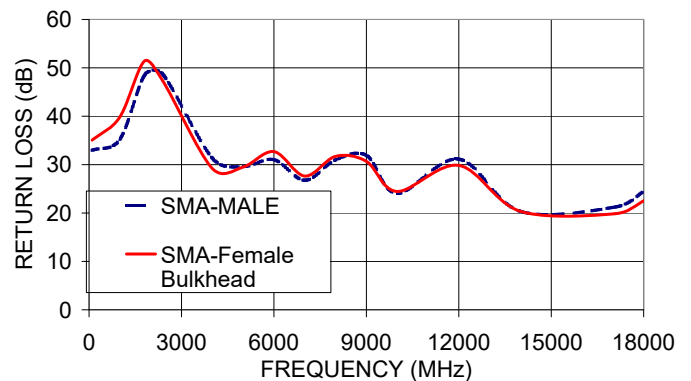
TYPICAL PERFORMANCE DATA AND CHARTS

Frequency (MHz)	Insertion Loss (dB)	Return Loss (dB)	
		SMA-Male	SMA-Female Bulkhead
100	0.12	33.0	35.1
1000	0.29	35.2	39.8
1800	0.38	48.5	51.4
2404	0.43	48.6	47.2
4001	0.55	31.3	29.2
5000	0.61	29.6	29.5
6000	0.69	31.0	32.7
7001	0.76	26.8	27.6
8001	0.81	31.0	31.7
9000	0.87	31.9	30.7
10000	0.92	24.1	24.5
12001	0.98	31.1	29.8
14001	1.14	20.3	20.4
17069	1.31	21.2	19.9
18000	1.31	24.4	22.5

086-14SBSM+
INSERTION LOSS



086-14SBSM+
RETURN LOSS





Mini-Circuits

HAND
FLEX™

Coaxial Cable

086-14SBSM+

50Ω 14 inch DC to 18 GHz SMA-Male to SMA-Female Bulkhead

PROPER CABLE CONNECTION USING ANTI-TORQUE NUT


Mini-Circuits 086-series HandFlex™ interconnect cables are constructed with an anti-torque nut adjacent to the connector coupling nut. When used properly, this feature prevents possible damage to the cable due to torquing and twisting when tightening the cable connector.

TO PROPERLY TIGHTEN THE CABLE CONNECTOR:

1) The cable connector includes a coupling nut which rotates to fasten the connector, and an anti-torque nut, which is fixed to prevent the cable from twisting during connection.



2) To properly tighten the cable, use a standard 1/4-inch open end wrench to brace the anti-torque nut.



3) Using a 5/16-inch open end wrench, rotate the coupling nut clockwise to tighten the cable connector.

*NOTE: Mini-Circuits recommends using a 5/16-inch open end wrench calibrated to 8 inch-pounds maximum torque to prevent damage due to over-torquing the connector.

NOTES

- A. Performance and quality attributes and conditions not expressly stated in this specification document are intended to be excluded and do not form a part of this specification document.
- B. Electrical specifications and performance data contained in this specification document are based on Mini-Circuit's applicable established test performance criteria and measurement instructions.
- C. The parts covered by this specification document are subject to Mini-Circuits standard limited warranty and terms and conditions (collectively, "Standard Terms"); Purchasers of this part are entitled to the rights and benefits contained therein. For a full statement of the standard terms and the exclusive rights and remedies thereunder, please visit Mini-Circuits' website at www.minicircuits.com/terms/viewterm.html



Hand-Flex Coaxial Cable

086-14SBSM+

Straight SMA Female Bulkhead to Straight SMA Male

Typical Performance Data

FREQUENCY (MHz)	INSERTION LOSS (dB)	SMA-MALE RETURN LOSS (dB)	SMA-FEMALE BULKHEAD RETURN LOSS (dB)
100.0	0.12	33.0	35.1
200.0	0.14	34.0	36.8
400.0	0.19	34.7	38.0
500.0	0.21	34.7	38.3
600.0	0.23	52.6	53.5
700.0	0.24	36.0	41.5
800.0	0.26	36.0	40.3
900.0	0.27	56.1	59.7
1000.0	0.29	35.2	39.8
1100.0	0.29	35.9	38.5
1200.0	0.31	54.1	56.3
1300.0	0.32	34.7	38.0
1400.0	0.33	35.2	36.8
1500.0	0.35	51.2	54.7
1600.0	0.36	35.3	36.5
1700.0	0.37	35.4	36.4
1800.0	0.38	48.5	51.4
1900.0	0.38	34.9	35.3
2000.0	0.40	34.6	34.1
2400.0	0.43	42.0	40.6
3000.0	0.48	41.5	42.0
4000.0	0.56	32.2	29.8
5000.0	0.62	30.6	30.0
6000.0	0.69	31.0	32.7
7000.0	0.75	26.5	27.6
8000.0	0.81	28.7	29.7
9000.0	0.87	35.6	31.6
10000.0	0.92	24.1	24.5
11000.0	0.97	22.2	21.4
12000.0	1.01	25.4	26.3
13000.0	1.03	42.7	24.3
14000.0	1.12	22.2	21.6
15000.0	1.26	19.9	19.1
16000.0	1.27	23.1	20.8
17000.0	1.24	25.3	24.0
18000.0	1.31	24.4	22.5



P.O. Box 350166, Brooklyn, New York 11235-0003 (718) 934-4500 • Fax (718) 332-4661 For detailed performance specs & shopping online see Mini-Circuits web site www.minicircuits.com



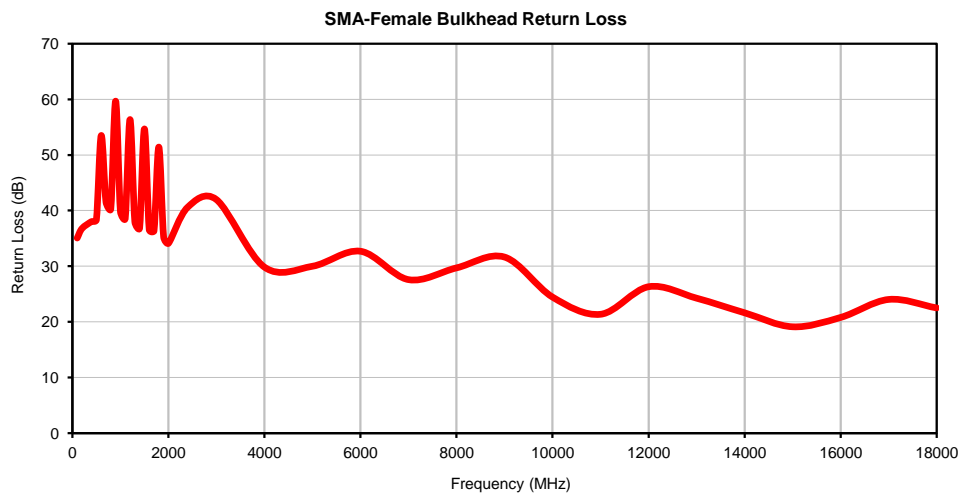
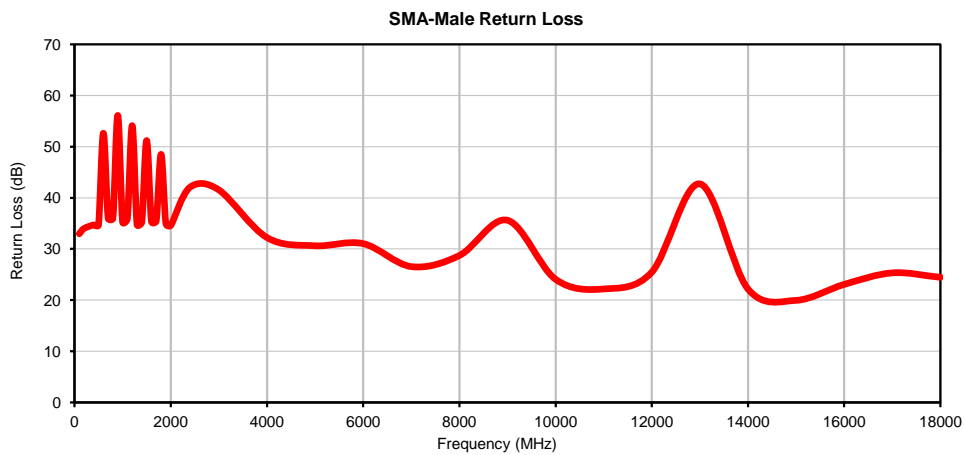
The Design Engineers Search Engine Provides ACTUAL Data Instantly From MINI-CIRCUITS At: www.minicircuits.com

IF/RF MICROWAVE COMPONENTS

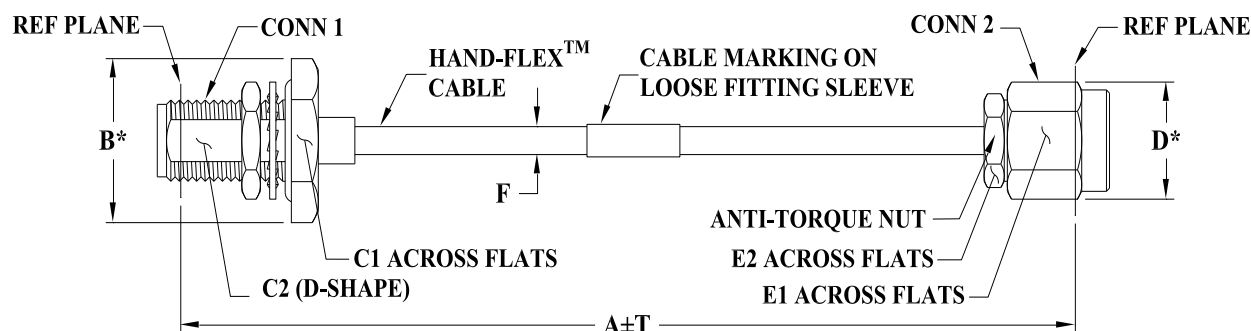


REV. OR
086-14SBSM+
5/21/2013
Page 1 of 1

Typical Performance Curves



Outline Dimensions



* OVERALL CONNECTOR DIMENSION
(CONNECTOR SHAPE MAY VARY)

CUT OUT FOR SMA FEMALE BULKHEAD CONNECTOR
PANEL THICKNESS .100 MAX INCHES

KP1567 SERIES

SMA FEMALE BULKHEAD (CONN-1)

SMA MALE (CONN-2)

CASE STYLE #	A		B	C1	C2	D	E1	E2	F		T		WEIGHT GRAMS
	INCH	MM							086U-ASM+	086-ASM+	INCH	MM	
KP1567-3	3.00	76.20	.51 (12.95)	.438 (11.13)	.232 (5.89)	.36 (9.14)	.313 (7.95)	.250 (6.35)	.089 ∇ .002 (2.26 ∇ .06)	.108 NOM (2.75 NOM)	.05	1.27	7.37
KP1567-5	5.00	127.00									.05	1.27	8.29
KP1567-6	6.00	152.40									.05	1.27	8.74
KP1567-7	7.00	177.80									.10	2.54	9.20
KP1567-8	8.00	203.20									.10	2.54	9.66
KP1567-9	9.00	228.60									.10	2.54	10.11
KP1567-10	10.00	254.00									.10	2.54	10.57
KP1567-11	11.00	279.40									.10	2.54	11.03
KP1567-12	12.00	304.80									.10	2.54	11.48
KP1567-13	13.00	330.20									.15	3.81	11.94
KP1567-14	14.00	355.60									.15	3.81	12.40
KP1567-16	16.00	406.40									.15	3.81	13.31

Unless otherwise specified dimensions are in inches (mm).

Tolerances: 2Pl. $\pm .03$; 3Pl. $\pm .015$

Note:

1. 086 Hand-Flex™ Coaxial Cable.
2. "A" represents length of cable.



All Mini-Circuits products are manufactured under exacting quality assurance and control standards, and are capable of meeting published specifications after being subjected to any or all of the following physical and environmental test.

Specification	Test/Inspection Condition	Reference/Spec
Operating Temperature	-55° to 105° C or -55° to 85° C (see datasheet) Ambient Environment	Individual Model Data sheet
Storage Temperature	-55° to 105° C or -55° to 85° C (see data sheet) Ambient Environment	Individual Model Data Sheet
Thermal Shock	-55° to 100°C, 100 Cycles	MIL-STD-202F; Method 107G
Multiple Bend Radius	40 mm, 5 times for 141 series cables 30 mm, 5 times for 086 series cables	
Single Bend Radius	8 mm for 141 series cables 6 mm for 086 series cables	