

RACK-MOUNTED

Adapter Patch Panel

ZT-183

Mini-Circuits


50Ω DC to 18 GHz SMA Female to N-type Female

THE BIG DEAL

- Convenient panel-mounted design
- Excellent VSWR
- Flat frequency response

APPLICATIONS

- Production test set-ups
- Simplification of cable runs
- Interconnection of RF cables & equipment
- Cellular base-station testing



Generic photo used for illustration purposes only

Model No.	ZT-183
Case Style	YF2076
Connector	SMA Female to N-type Female

RoHS Compliant

See our website for RoHS Compliance methodologies and qualifications

PRODUCT OVERVIEW

Mini-Circuits panel-mounted structures provide clean, organized management of cable runs and connections in complex, high-volume test setups. Multiple connector adapters, power splitters, directional couplers and other essential RF components and test accessories can be integrated efficiently within the test system. Custom configurations are available upon request. ZT-183 integrates 48 precision SMA female to N-type female connectors adapters on a 4U panel.

ELECTRICAL SPECIFICATIONS AT 25°C

Parameter	Frequency (GHz)	Min.	Typ.	Max.	Unit
Frequency	-	DC	-	18	GHz
Insertion Loss	DC - 18	-	0.1	-	dB
Return Loss	DC - 8	23	-	-	dB
	8 - 12.4	20	-	-	
	12.4 - 18	17	-	-	

MECHANICAL & ENVIRONMENTAL SPECIFICATIONS

Dimensions	19" (W) x 4U (H)			
Case Style	YF2076			
Case Material	Aluminum (with protective coating to prevent corrosion)			
RF Connectors	Face	Connector	Quantity	Port Labels
	Front	SMA female	48	01-48
	Rear	N-type female	48	01-48
Panel Marking	Front Panel	Rear Panel		
	<ul style="list-style-type: none">ZT-183	<ul style="list-style-type: none">CE / EAC / UKCASerial number / date code / model name		
Panel Items	<ul style="list-style-type: none">Carry handles			
Temperature	Operating: 0 to +50 °C			

Mini-Circuits

www.minicircuits.com P.O. Box 350166, Brooklyn, NY 11235-0003 (718) 934-4500 sales@minicircuits.com

REV. A
ECO-015207
ZT-183
MCL NY
220927

PAGE 1 OF 4



RACK-MOUNTED

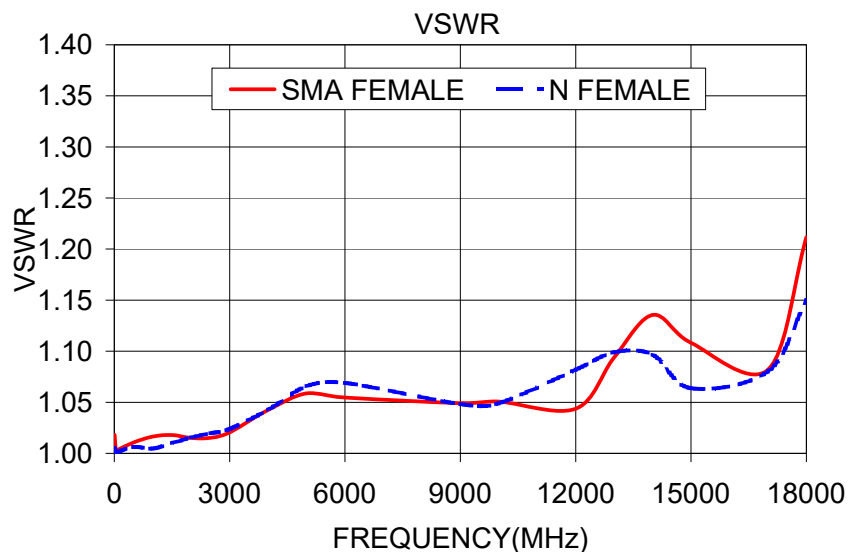
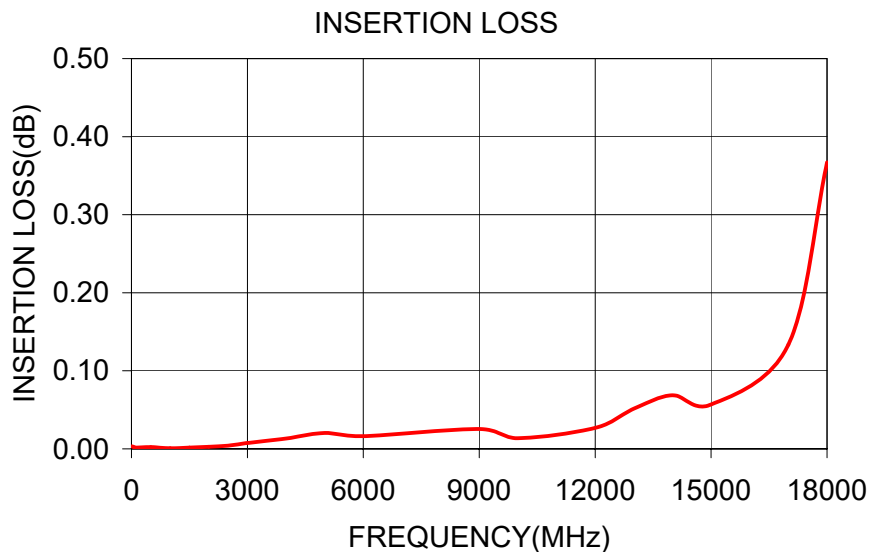
Adapter Patch Panel

ZT-183

Mini-Circuits

50 Ω DC to 18 GHz SMA Female to N-type Female

TYPICAL PERFORMANCE CURVES





RACK-MOUNTED

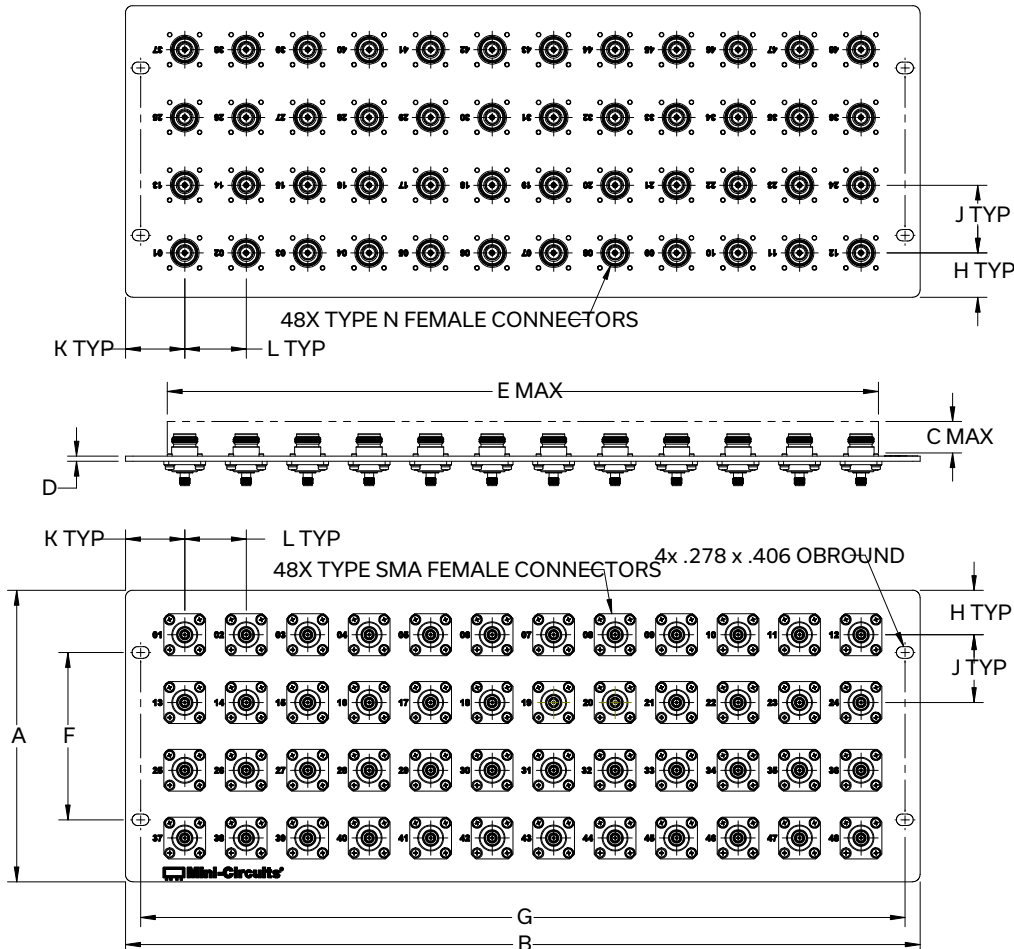
Adapter Patch Panel

ZT-183

Mini-Circuits

50Ω DC to 18 GHz SMA Female to N-type Female

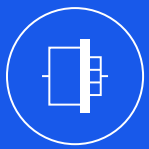
OUTLINE DRAWING



OUTLINE DIMENSIONS (Inch/mm)

A	B	C	D	E	F	G	H	J	K	L	weight
6.97	19.00	0.75	0.13	17.00	4.000	18.280	1.06	1.62	1.42	1.47	grams
177.0	482.6	19.1	3.3	431.8	101.60	464.31	26.9	41.1	36.1	37.3	2450






Adapter Patch Panel

ZT-183

50Ω DC to 18 GHz SMA Female to N-type Female

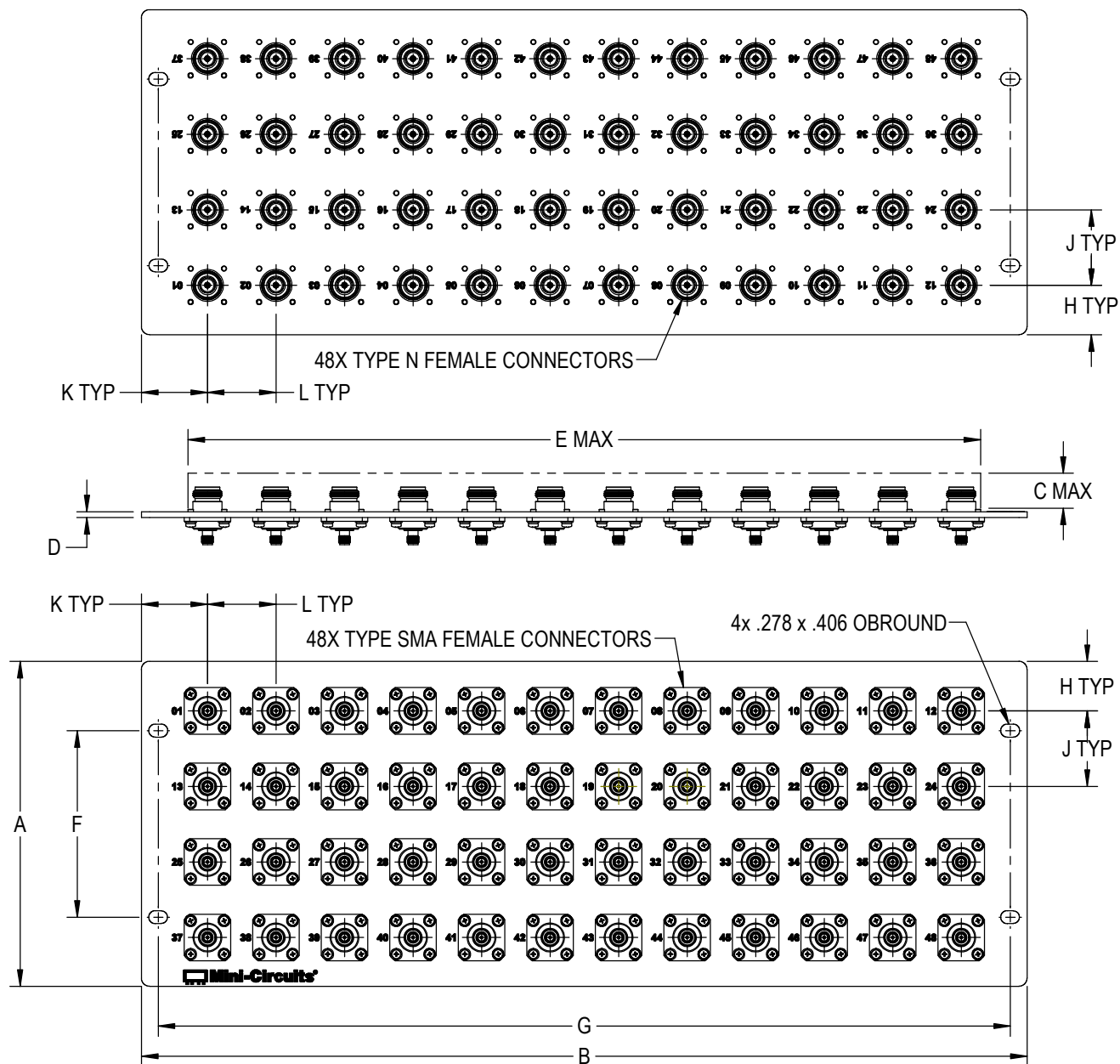
ORDERING INFORMATIONTo learn more, click here: [ZT-183](#)

Model	Description
ZT-183	48 x SMA-Female to N-type Female Adapter Patch Panel

Included Accessories	Part No.	Description
	HT-4-SMA	SMA Cable Wrench (4 in)

NOTES

- A. Performance and quality attributes and conditions not expressly stated in this specification document are intended to be excluded and do not form a part of this specification document.
- B. Electrical specifications and performance data contained in this specification document are based on Mini-Circuit's applicable established test performance criteria and measurement instructions.
- C. The parts covered by this specification document are subject to Mini-Circuits standard limited warranty and terms and conditions (collectively, "Standard Terms"); Purchasers of this part are entitled to the rights and benefits contained therein. For a full statement of the standard terms and the exclusive rights and remedies thereunder, please visit Mini-Circuits' website at www.minicircuits.com/terms/viewterm.html



CASE #	A	B	C	D	E	F	G	H	J	K	L	WT, GRAMS
YF2076	6.97	19.00	.75	.13	17.00	4.000	18.280	1.06	1.62	1.42	1.47	2450
	(177.0)	(482.6)	(19.0)	(3.3)	(431.8)	(101.60)	(464.31)	(26.9)	(41.1)	(36.1)	(37.3)	

Dimensions are in inches (mm). Tolerances: 1 Pl. ± 1 ; 2 Pl. $\pm .03$; 3 Pl. $\pm .015$

Notes:

- Case material: Aluminum alloy.
- Finish: Clear chemical conversion coating



P.O. Box 350166, Brooklyn, New York 11235-0003 (718) 934-4500 Fax (718) 332-4661 For detailed performance specs & shopping online see Mini-Circuits web site



The Design Engineers Search Engine Provides ACTUAL Data Instantly From MINI-CIRCUITS At: www.minicircuits.com

RF/IF MICROWAVE COMPONENTS



Environmental Specifications ENV55

All Mini-Circuits products are manufactured under exacting quality assurance and control standards, and are capable of meeting published specifications after being subjected to any or all of the following physical and environmental test.

Specification	Test/Inspection Condition	Reference/Spec
Operating Temperature	-0° to 50° C Ambient Environment	Individual Model Data Sheet
Storage Temperature	-20° to 60° C Ambient Environment	Individual Model Data Sheet
Operating and Storage Humidity	5% to 85% RH (non-condensing)	Ambient
Bench Handling Test	Bench Top Tip 45° & Drop	MIL-PRF-28800F
Transit Drop Test	Free Fall Drop, 20 cm (7.9 inches)	MIL-PRF-28800F Class 3