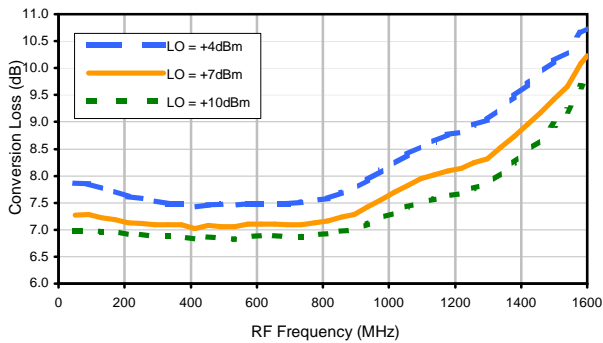
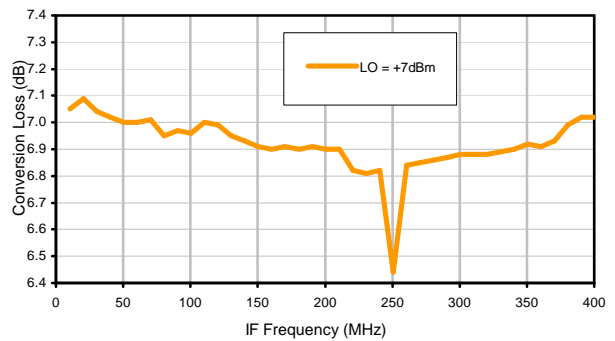


Typical Performance Curves

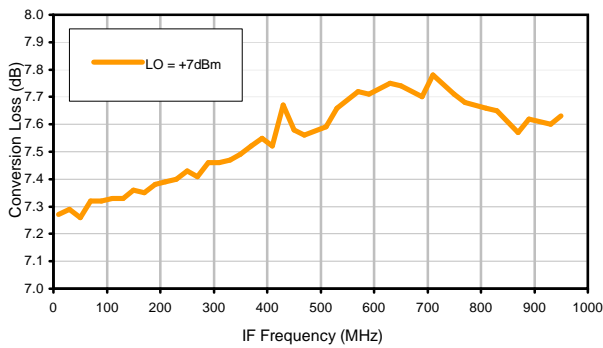
Conversion Loss @ IF=30MHz



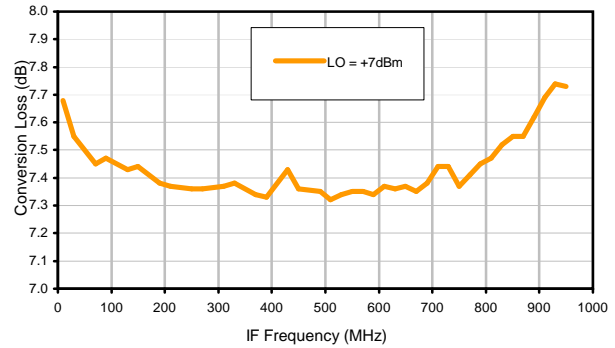
Conversion Loss vs. IF @ RF=500.6MHz



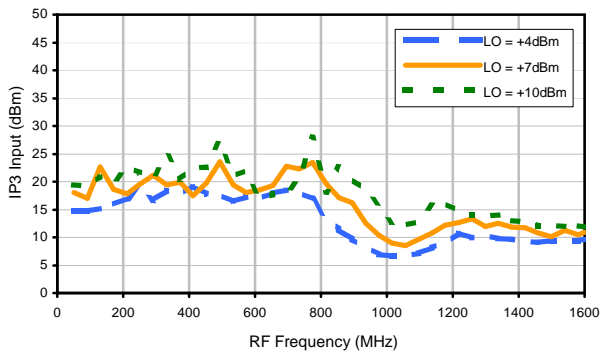
Conversion Loss vs. IF @ RF=50.1MHz



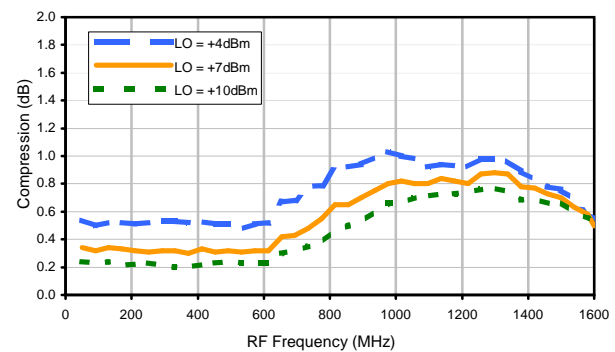
Conversion Loss vs. IF @ RF=1000.1MHz



IP3 Input

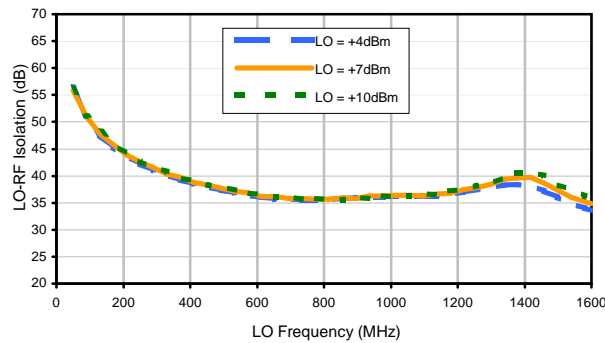


Compression @ RF IN=+1dBm

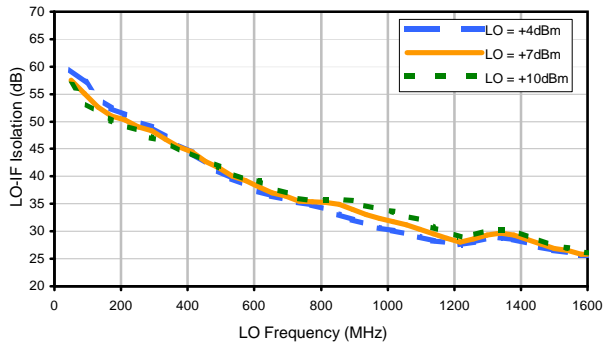


Typical Performance Curves

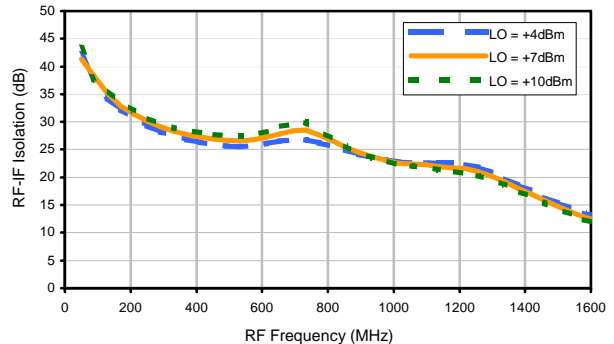
LO-RF Isolation



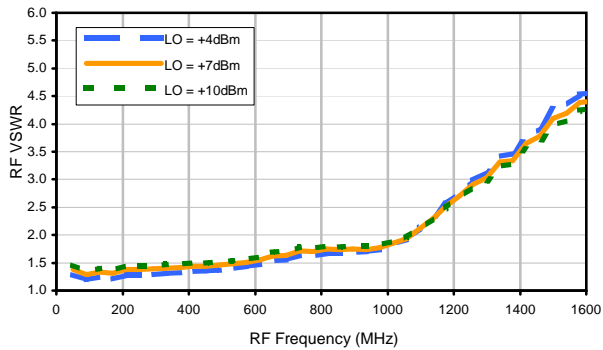
LO-IF Isolation



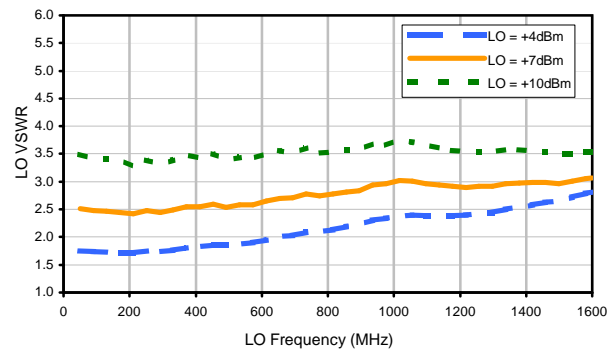
RF-IF Isolation



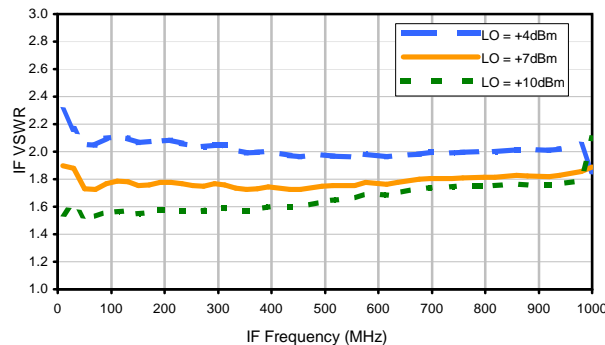
RF VSWR



LO VSWR



IF VSWR



Harmonics Tables

RF HARMONICS ORDER

	(-dBm)	(-dBc)										
0	-	-	17	16	16	35	15	30	21	38	37	51
1	-	19	0	39	12	50	20	37	40	44	47	42
2	109	68	58	71	58	68	57	67	56	69	57	67
3	113	68	71	69	67	77	63	74	69	91	72	85
4	120	100	97	106	90	78	95	97	95	97	96	102
5	119	98	105	104	96	91	86	92	98	100	99	107
6	128	105	109	115	103	94	96	91	96	103	105	111
7	112	117	104	101	100	95	97	91	91	96	101	113
8	116	99	101	108	103	110	105	100	90	88	99	114
9	111	107	100	106	110	101	122	99	93	94	89	108
10	120	104	101	108	111	103	107	111	109	103	97	94
	RF CAL	0	1	2	3	4	5	6	7	8	9	10

LO HARMONICS ORDER

Test conditions: RF IN: 500.1 MHz; -14.00 dBm.
 LO IN: 530.01 MHz; +7.00 dBm
 IF OUT: 29.91 MHz; -20.92 dBm

RF HARMONICS ORDER

	(-dBm)	(-dBc)										
0	-	-	26	26	27	45	27	42	34	53	53	77
1	-	20	0	38	12	49	21	40	40	49	52	48
2	94	62	49	78	49	63	50	65	49	59	50	62
3	110	48	51	50	67	62	47	59	56	61	59	63
4	109	78	76	72	72	71	75	70	65	72	68	81
5	142	80	70	89	61	79	58	79	57	70	59	76
6	112	104	92	89	86	91	84	87	81	89	81	87
7	113	91	88	89	79	95	81	89	82	87	98	89
8	112	107	97	106	100	103	117	104	98	101	100	104
9	109	107	115	104	102	109	96	111	97	103	89	102
10	113	116	110	127	119	115	108	110	112	105	102	105
	RF CAL	0	1	2	3	4	5	6	7	8	9	10

LO HARMONICS ORDER

Test conditions: RF IN: 500.1 MHz; -4.00 dBm.
 LO IN: 530.01 MHz; +7.00 dBm
 IF OUT: 29.91 MHz; -10.85 dBm

- Notes: 1. All Harmonics are in (dBc) relative to IF OUTPUT.
 2. + entry denotes harmonics are in (dBc) above IF OUTPUT.
 3. RF Cal represent the Harmonics level of the RF input signal to the mixer.

REV. X2
 ADE-12+
 100817
 Page 3 of 3



IF/RF MICROWAVE COMPONENTS • ISO 9001 ISO 14001 AS 9100 CERTIFIED • RoHS compliant
 P.O. Box 350166, Brooklyn, New York 11235-0006 (718) 934-4500 Fax (718) 332-4661



The Design Engineers Search Engine finds the model you need, Instantly • For detailed performance specs & shopping online see minicircuits.com