

# MMIC Amplifier

# GALI-4+

## Typical Performance Data

**NOTE: Use PDF Bookmarks to view DATA at required conditions  
or to view GRAPHS.**

### Definitions:

Input Return Loss = -S11 (dB)

Gain(Power Gain) = S21 (dB)

Reverse Isolation = -S12 (dB)

Output Return Loss = -S22 (dB)

TEST CONDITIONS: Icc = 65mA, Vd = 4.50V @Temperature = +25degC

FREQ	Gain	Isolation	Input Return Loss	Output Return Loss	Stability		IP3 Output	1dB Comp. Output	Noise Figure
					K	Delta			
(MHz)	(dB)	(dB)	(dB)	(dB)	K	Delta	(dBm)	(dBm)	(dB)
50	14.61	19.04	33.08	40.95	1.13	0.60	36.20	17.83	3.90
100	14.61	19.04	35.37	44.55	1.13	0.60	35.95	17.88	4.13
200	14.56	19.05	35.58	45.98	1.14	0.60	36.04	17.84	3.94
300	14.51	19.08	34.49	46.94	1.14	0.59	35.55	17.83	4.27
400	14.47	19.08	34.81	45.93	1.14	0.59	35.05	17.89	4.03
500	14.42	19.09	32.93	43.68	1.15	0.58	34.51	17.67	4.16
600	14.38	19.12	33.79	42.48	1.15	0.58	34.12	17.67	4.02
700	14.33	19.13	30.91	41.37	1.16	0.58	34.07	17.69	4.15
800	14.27	19.16	32.16	40.41	1.16	0.57	33.95	17.54	4.10
900	14.22	19.17	29.21	39.23	1.17	0.57	33.76	17.65	4.14
1000	14.16	19.20	30.51	38.64	1.17	0.56	33.41	17.51	4.07
1100	14.12	19.22	28.53	37.19	1.18	0.56	33.02	17.38	4.10
1200	14.06	19.28	28.50	35.94	1.18	0.55	32.69	17.26	4.13
1300	14.00	19.30	27.41	35.07	1.19	0.54	32.22	17.08	4.14
1400	13.94	19.33	26.43	33.83	1.20	0.54	31.80	17.04	4.21
1500	13.88	19.38	25.89	33.06	1.20	0.53	31.61	16.90	4.28
1600	13.83	19.44	24.88	32.02	1.21	0.52	31.86	16.79	4.22
1700	13.77	19.49	25.17	30.83	1.22	0.52	31.84	16.73	4.16
1800	13.70	19.54	23.62	29.90	1.23	0.51	31.22	16.57	4.31
1900	13.65	19.59	23.45	28.59	1.24	0.50	30.76	16.48	4.22
2000	13.57	19.65	22.40	27.38	1.25	0.50	30.54	16.33	4.08
2100	13.50	19.74	22.14	26.40	1.26	0.49	30.21	16.16	4.28
2200	13.44	19.79	21.47	25.37	1.27	0.48	29.81	16.00	4.15
2300	13.37	19.85	20.82	24.38	1.28	0.48	29.42	15.76	4.21
2400	13.29	19.93	20.39	23.54	1.29	0.47	29.05	15.49	4.30
2500	13.22	20.01	19.61	22.55	1.31	0.46	28.59	15.29	4.18
2600	13.14	20.10	19.23	21.84	1.32	0.45	28.29	15.10	4.35
2700	13.09	20.15	18.61	20.93	1.33	0.45	27.98	14.90	4.25
2800	13.00	20.25	18.21	20.37	1.35	0.44	27.74	14.76	4.31
2900	12.96	20.32	17.77	19.68	1.36	0.44	27.49	14.57	4.35
3000	12.89	20.40	17.40	19.23	1.37	0.43	27.26	14.33	4.19
3100	12.82	20.50	17.08	18.76	1.39	0.42	26.91	13.98	4.47
3200	12.74	20.60	16.73	18.34	1.40	0.42	26.65	13.72	4.20
3300	12.67	20.68	16.41	18.04	1.42	0.41	26.42	13.76	4.38
3400	12.64	20.76	16.25	17.75	1.43	0.41	26.17	13.44	4.40
3500	12.55	20.86	16.01	17.61	1.45	0.40	25.92	13.29	4.28
3600	12.53	20.91	15.92	17.31	1.46	0.40	25.62	12.97	4.47
3700	12.45	21.05	15.75	17.21	1.49	0.39	25.38	12.65	4.33
3800	12.40	21.12	15.71	17.14	1.50	0.38	25.18	12.44	4.59
4000	12.29	21.30	15.50	17.03	1.54	0.37	24.74	11.90	4.47

REV. X1  
GALI-4+  
070822

Page 1 of 11



IF/RF MICROWAVE COMPONENTS • ISO 9001 ISO 14001 AS 9100 CERTIFIED • RoHS compliant

P.O. Box 350166, Brooklyn, New York 11235-0003 (718) 934-4500 Fax (718) 332-4661



The Design Engineers Search Engine finds the model you need, Instantly • For detailed performance specs & shopping online see



# MMIC Amplifier

# GALI-4+

## Typical Performance Data

### Definitions:

Input Return Loss = -S11 (dB)

Gain(Power Gain) = S21 (dB)

Reverse Isolation = -S12 (dB)

Output Return Loss = -S22 (dB)

TEST CONDITIONS: Icc = 52mA, Vd = 4.36V @Temperature = +25degC

FREQ	Gain	Isolation	Input Return Loss	Output Return Loss	Stability		IP3 Output	1dB Comp. Output	Noise Figure
					K	Delta			
(MHz)	(dB)	(dB)	(dB)	(dB)	K	Delta	(dBm)	(dBm)	(dB)
50	14.50	18.99	30.34	34.35	1.14	0.60	33.20	16.32	3.85
100	14.48	18.96	31.89	36.05	1.14	0.60	32.93	16.42	4.05
200	14.44	18.99	32.13	36.80	1.14	0.59	33.10	16.32	3.88
300	14.40	18.98	31.32	37.22	1.14	0.59	32.81	16.25	4.19
400	14.36	19.00	31.91	37.34	1.15	0.59	32.44	16.37	3.98
500	14.31	19.01	30.37	37.28	1.15	0.58	32.09	16.24	4.09
600	14.27	19.03	31.27	36.91	1.15	0.58	31.83	16.27	3.97
700	14.22	19.04	28.98	36.74	1.16	0.57	32.00	16.32	4.07
800	14.16	19.07	29.90	35.99	1.16	0.57	32.02	16.23	4.01
900	14.12	19.10	27.63	34.93	1.17	0.56	31.97	16.31	4.08
1000	14.06	19.10	28.65	34.61	1.17	0.56	31.72	16.19	4.01
1100	14.01	19.15	27.15	33.45	1.18	0.55	31.37	16.05	4.03
1200	13.94	19.18	26.89	32.59	1.19	0.55	31.06	15.94	4.07
1300	13.89	19.22	26.14	31.82	1.19	0.54	30.68	15.84	4.04
1400	13.83	19.26	25.17	30.99	1.20	0.54	30.26	15.85	4.15
1500	13.77	19.31	24.80	30.45	1.21	0.53	30.14	15.73	4.22
1600	13.71	19.35	23.83	29.56	1.21	0.52	30.42	15.67	4.15
1700	13.66	19.41	24.06	28.74	1.22	0.52	30.58	15.65	4.09
1800	13.60	19.47	22.73	28.00	1.23	0.51	30.02	15.53	4.24
1900	13.54	19.50	22.50	27.03	1.24	0.50	29.57	15.42	4.14
2000	13.47	19.58	21.57	25.93	1.25	0.50	29.35	15.35	4.00
2100	13.39	19.66	21.23	25.13	1.26	0.49	29.06	15.21	4.23
2200	13.34	19.71	20.68	24.17	1.27	0.48	28.72	15.05	4.06
2300	13.26	19.78	20.04	23.33	1.28	0.47	28.37	14.80	4.16
2400	13.19	19.86	19.67	22.58	1.30	0.47	28.06	14.58	4.20
2500	13.12	19.92	18.93	21.74	1.31	0.46	27.57	14.32	4.14
2600	13.04	20.03	18.57	21.10	1.32	0.45	27.30	14.10	4.26
2700	12.99	20.08	17.95	20.24	1.33	0.45	27.02	14.03	4.14
2800	12.89	20.16	17.59	19.70	1.35	0.44	26.77	13.81	4.20
2900	12.85	20.24	17.17	19.11	1.36	0.44	26.54	13.63	4.29
3000	12.77	20.32	16.85	18.69	1.37	0.43	26.32	13.49	4.10
3100	12.70	20.40	16.50	18.25	1.39	0.42	25.99	13.15	4.40
3200	12.63	20.52	16.17	17.86	1.40	0.42	25.74	12.93	4.09
3300	12.56	20.60	15.89	17.60	1.42	0.41	25.48	12.93	4.31
3400	12.52	20.67	15.76	17.34	1.43	0.41	25.25	12.76	4.30
3500	12.43	20.77	15.52	17.22	1.45	0.40	24.96	12.32	4.22
3600	12.41	20.86	15.43	16.92	1.46	0.39	24.68	12.17	4.42
3700	12.33	20.97	15.25	16.84	1.49	0.39	24.43	11.89	4.25
3800	12.28	21.02	15.22	16.77	1.50	0.38	24.21	11.64	4.52
4000	12.17	21.23	15.04	16.69	1.54	0.37	23.77	11.14	4.36

REV. X1  
GALI-4+  
070822

Page 2 of 11



IF/RF MICROWAVE COMPONENTS • ISO 9001 ISO 14001 AS 9100 CERTIFIED • RoHS compliant

P.O. Box 350166, Brooklyn, New York 11235-0003 (718) 934-4500 Fax (718) 332-4661



The Design Engineers Search Engine finds the model you need, Instantly • For detailed performance specs & shopping online see



# MMIC Amplifier

# GALI-4+

## Typical Performance Data

### Definitions:

Input Return Loss = -S11 (dB)

Gain(Power Gain) = S21 (dB)

Reverse Isolation = -S12 (dB)

Output Return Loss = -S22 (dB)

TEST CONDITIONS: Icc = 78mA, Vd = 4.62V @Temperature = +25degC

FREQ	Gain	Isolation	Input Return Loss	Output Return Loss	Stability		IP3 Output	1dB Comp. Output	Noise Figure
					K	Delta			
(MHz)	(dB)	(dB)	(dB)	(dB)	K	Delta	(dBm)	(dBm)	(dB)
50	14.68	19.15	35.71	49.56	1.14	0.60	38.42	18.32	3.98
100	14.67	19.12	38.93	58.94	1.13	0.60	38.21	18.36	4.22
200	14.63	19.13	38.90	56.43	1.14	0.60	37.94	18.47	4.01
300	14.58	19.13	37.17	49.42	1.14	0.59	37.25	18.62	4.38
400	14.54	19.14	36.91	45.57	1.14	0.59	36.65	18.72	4.11
500	14.49	19.16	34.96	43.51	1.15	0.58	35.84	18.53	4.23
600	14.44	19.16	35.60	42.46	1.15	0.58	35.32	18.49	4.09
700	14.40	19.20	32.21	41.08	1.16	0.58	35.07	18.48	4.22
800	14.34	19.22	33.62	41.12	1.16	0.57	34.70	18.27	4.17
900	14.29	19.22	30.32	40.84	1.16	0.57	34.45	18.35	4.22
1000	14.24	19.24	31.82	40.62	1.17	0.56	34.09	18.23	4.14
1100	14.19	19.28	29.43	39.53	1.18	0.56	33.67	18.08	4.19
1200	14.13	19.33	29.59	38.30	1.18	0.55	33.33	17.92	4.23
1300	14.06	19.36	28.21	37.39	1.19	0.54	32.82	17.64	4.20
1400	14.01	19.39	27.30	35.85	1.20	0.54	32.44	17.64	4.31
1500	13.94	19.45	26.67	35.01	1.21	0.53	32.26	17.49	4.37
1600	13.90	19.50	25.63	33.80	1.21	0.52	32.38	17.34	4.30
1700	13.83	19.55	25.88	32.37	1.22	0.52	32.21	17.27	4.24
1800	13.77	19.61	24.28	31.28	1.23	0.51	31.64	17.11	4.39
1900	13.72	19.64	24.08	29.84	1.24	0.51	31.23	17.00	4.30
2000	13.65	19.71	22.97	28.42	1.25	0.50	30.99	16.91	4.18
2100	13.57	19.79	22.70	27.37	1.26	0.49	30.70	16.75	4.38
2200	13.51	19.84	22.06	26.16	1.27	0.48	30.30	16.58	4.24
2300	13.43	19.91	21.37	25.05	1.28	0.48	29.91	16.30	4.32
2400	13.36	19.98	20.93	24.15	1.29	0.47	29.49	16.11	4.37
2500	13.30	20.04	20.10	23.11	1.30	0.46	29.09	15.95	4.28
2600	13.22	20.14	19.71	22.37	1.32	0.45	28.81	15.76	4.43
2700	13.17	20.19	19.05	21.41	1.33	0.45	28.50	15.53	4.35
2800	13.07	20.29	18.67	20.78	1.34	0.44	28.27	15.45	4.43
2900	13.03	20.36	18.19	20.07	1.35	0.44	28.01	15.27	4.47
3000	12.96	20.45	17.83	19.58	1.37	0.43	27.78	15.04	4.28
3100	12.89	20.54	17.48	19.07	1.39	0.42	27.42	14.62	4.55
3200	12.81	20.64	17.12	18.65	1.40	0.42	27.19	14.48	4.32
3300	12.75	20.73	16.79	18.32	1.42	0.41	26.97	14.43	4.49
3400	12.71	20.80	16.63	18.02	1.43	0.41	26.74	14.16	4.51
3500	12.62	20.91	16.37	17.88	1.45	0.40	26.49	13.95	4.40
3600	12.60	20.97	16.29	17.56	1.46	0.40	26.23	13.66	4.56
3700	12.52	21.09	16.09	17.45	1.49	0.39	25.97	13.36	4.43
3800	12.48	21.15	16.07	17.36	1.50	0.38	25.77	13.10	4.70
4000	12.38	21.35	15.87	17.24	1.54	0.37	25.33	12.63	4.54

REV. X1  
GALI-4+  
070822

Page 3 of 11



IF/RF MICROWAVE COMPONENTS • ISO 9001 ISO 14001 AS 9100 CERTIFIED • RoHS compliant

P.O. Box 350166, Brooklyn, New York 11235-0003 (718) 934-4500 Fax (718) 332-4661



The Design Engineers Search Engine finds the model you need, Instantly • For detailed performance specs & shopping online see



# MMIC Amplifier

# GALI-4+

## Typical Performance Data

### Definitions:

Input Return Loss = -S11 (dB)

Gain(Power Gain) = S21 (dB)

Reverse Isolation = -S12 (dB)

Output Return Loss = -S22 (dB)

TEST CONDITIONS: Icc = 65mA, Vd = 4.69V @Temperature = -45degC

FREQ	Gain	Isolation	Input Return Loss	Output Return Loss	Stability		IP3 Output	1dB Comp. Output	Noise Figure
					K	Delta			
(MHz)	(dB)	(dB)	(dB)	(dB)	K	Delta	(dBm)	(dBm)	(dB)
50	14.72	19.13	32.60	39.57	1.13	0.60	37.04	18.12	3.24
100	14.71	19.12	31.73	37.56	1.13	0.60	36.80	18.18	3.47
200	14.67	19.10	31.30	36.54	1.13	0.60	36.87	18.12	3.27
300	14.64	19.10	34.87	51.95	1.13	0.60	36.52	18.12	3.64
400	14.60	19.13	36.50	46.33	1.14	0.59	36.06	18.23	3.36
500	14.55	19.12	33.90	44.62	1.14	0.59	35.56	18.05	3.45
600	14.51	19.13	34.80	43.80	1.14	0.59	35.18	18.08	3.34
700	14.47	19.15	32.05	40.52	1.15	0.58	35.22	18.09	3.44
800	14.41	19.17	32.82	40.37	1.15	0.58	35.10	17.99	3.39
900	14.37	19.18	28.81	40.11	1.16	0.57	34.94	18.08	3.43
1000	14.32	19.18	29.88	38.91	1.16	0.57	34.67	17.98	3.36
1100	14.28	19.22	28.51	38.17	1.17	0.57	34.34	17.87	3.40
1200	14.23	19.26	28.71	38.74	1.17	0.56	34.00	17.75	3.43
1300	14.17	19.30	28.08	38.54	1.18	0.55	33.58	17.60	3.38
1400	14.11	19.32	27.31	37.28	1.18	0.55	33.16	17.60	3.48
1500	14.06	19.37	26.76	37.12	1.19	0.54	33.03	17.47	3.54
1600	14.01	19.40	25.75	35.89	1.20	0.54	33.26	17.40	3.48
1700	13.95	19.47	26.06	33.39	1.21	0.53	33.26	17.37	3.41
1800	13.89	19.51	24.37	31.81	1.21	0.52	32.72	17.25	3.56
1900	13.84	19.55	24.32	30.93	1.22	0.52	32.29	17.17	3.47
2000	13.78	19.61	23.24	29.95	1.23	0.51	32.07	17.11	3.34
2100	13.70	19.69	22.82	28.77	1.24	0.50	31.78	16.93	3.51
2200	13.65	19.74	22.08	27.25	1.25	0.50	31.42	16.75	3.37
2300	13.57	19.79	21.37	25.96	1.26	0.49	31.01	16.50	3.47
2400	13.50	19.86	20.93	24.83	1.27	0.48	30.59	16.30	3.47
2500	13.44	19.93	20.06	23.68	1.28	0.48	30.05	16.13	3.41
2600	13.36	20.02	19.59	22.85	1.29	0.47	29.73	15.82	3.53
2700	13.33	20.07	18.85	21.71	1.30	0.46	29.50	15.72	3.46
2800	13.22	20.17	18.49	20.90	1.32	0.45	29.03	15.60	3.51
2900	13.18	20.24	18.04	20.06	1.33	0.45	28.90	15.41	3.57
3000	13.12	20.31	17.65	19.56	1.34	0.44	28.69	15.19	3.40
3100	13.05	20.40	17.35	19.14	1.35	0.44	28.37	14.82	3.64
3200	12.99	20.49	17.19	18.82	1.37	0.43	28.10	14.67	3.41
3300	12.92	20.57	16.95	18.56	1.38	0.43	27.86	14.59	3.59
3400	12.89	20.63	16.87	18.32	1.39	0.42	27.63	14.26	3.56
3500	12.81	20.72	16.65	18.18	1.41	0.41	27.33	14.08	3.47
3600	12.80	20.78	16.62	17.81	1.42	0.41	27.10	13.79	3.59
3700	12.72	20.91	16.49	17.62	1.44	0.40	26.84	13.57	3.52
3800	12.68	20.98	16.47	17.52	1.46	0.40	26.60	13.31	3.71
4000	12.58	21.14	16.42	17.53	1.49	0.39	26.17	12.80	3.61

REV. X1  
GALI-4+  
070822

Page 4 of 11



IF/RF MICROWAVE COMPONENTS • ISO 9001 ISO 14001 AS 9100 CERTIFIED • RoHS compliant

P.O. Box 350166, Brooklyn, New York 11235-0003 (718) 934-4500 Fax (718) 332-4661



The Design Engineers Search Engine finds the model you need, Instantly • For detailed performance specs & shopping online see



## Typical Performance Data

### Definitions:

Input Return Loss = -S11 (dB)

Gain(Power Gain) = S21 (dB)

Reverse Isolation = -S12 (dB)

Output Return Loss = -S22 (dB)

TEST CONDITIONS: Icc = 52mA, Vd = 4.56V @Temperature = -45degC

FREQ	Gain	Isolation	Input Return Loss	Output Return Loss	Stability		IP3 Output	1dB Comp. Output	Noise Figure
					K	Delta			
(MHz)	(dB)	(dB)	(dB)	(dB)	K	Delta	(dBm)	(dBm)	(dB)
50	14.62	18.97	30.42	35.33	1.13	0.61	33.93	16.48	3.18
100	14.61	19.02	29.61	33.26	1.13	0.60	33.65	16.59	3.39
200	14.57	19.03	29.28	32.59	1.13	0.60	33.81	16.46	3.23
300	14.54	19.03	32.04	39.60	1.14	0.60	33.61	16.45	3.58
400	14.51	19.05	33.87	46.01	1.14	0.59	33.33	16.60	3.32
500	14.46	19.05	31.46	41.35	1.14	0.59	33.04	16.43	3.39
600	14.42	19.07	32.45	41.09	1.15	0.59	32.78	16.51	3.27
700	14.38	19.08	30.25	39.54	1.15	0.58	32.96	16.55	3.36
800	14.32	19.10	30.92	37.88	1.15	0.58	33.00	16.53	3.33
900	14.28	19.10	27.51	35.96	1.16	0.57	32.98	16.63	3.35
1000	14.23	19.13	28.38	34.82	1.16	0.57	32.76	16.44	3.30
1100	14.18	19.15	27.30	34.30	1.17	0.56	32.45	16.32	3.31
1200	14.13	19.19	27.35	34.50	1.17	0.56	32.19	16.25	3.36
1300	14.07	19.21	26.97	34.62	1.18	0.55	31.85	16.16	3.32
1400	14.02	19.26	26.14	33.84	1.19	0.55	31.48	16.17	3.42
1500	13.97	19.29	25.75	33.85	1.19	0.54	31.35	16.05	3.46
1600	13.91	19.34	24.80	32.89	1.20	0.54	31.64	16.03	3.41
1700	13.86	19.39	25.08	31.06	1.21	0.53	31.82	16.09	3.34
1800	13.80	19.45	23.54	29.83	1.21	0.52	31.31	15.95	3.50
1900	13.75	19.46	23.48	29.08	1.22	0.52	30.94	15.92	3.38
2000	13.69	19.56	22.48	28.30	1.23	0.51	30.77	15.85	3.27
2100	13.60	19.62	22.05	27.23	1.24	0.50	30.53	15.68	3.44
2200	13.56	19.67	21.38	25.97	1.25	0.50	30.20	15.64	3.31
2300	13.49	19.74	20.69	24.87	1.26	0.49	29.88	15.43	3.39
2400	13.41	19.80	20.28	23.92	1.27	0.48	29.49	15.31	3.39
2500	13.35	19.86	19.44	22.85	1.28	0.48	28.97	15.11	3.35
2600	13.27	19.97	18.98	22.06	1.30	0.47	28.67	14.90	3.45
2700	13.23	20.02	18.29	21.03	1.30	0.46	28.40	14.74	3.38
2800	13.13	20.11	17.93	20.31	1.32	0.45	28.13	14.65	3.42
2900	13.08	20.16	17.51	19.53	1.33	0.45	27.87	14.51	3.48
3000	13.02	20.26	17.15	19.06	1.34	0.44	27.69	14.35	3.32
3100	12.95	20.33	16.85	18.66	1.35	0.44	27.37	13.96	3.57
3200	12.89	20.43	16.68	18.36	1.37	0.43	27.14	13.82	3.32
3300	12.83	20.51	16.47	18.13	1.38	0.43	26.88	13.76	3.50
3400	12.79	20.57	16.38	17.93	1.39	0.42	26.67	13.49	3.49
3500	12.72	20.66	16.19	17.79	1.41	0.41	26.37	13.31	3.41
3600	12.70	20.71	16.16	17.42	1.42	0.41	26.10	13.06	3.53
3700	12.62	20.83	16.01	17.25	1.44	0.40	25.86	12.74	3.44
3800	12.58	20.90	16.00	17.18	1.45	0.40	25.63	12.48	3.63
4000	12.49	21.07	15.95	17.21	1.49	0.39	25.18	12.02	3.50

# MMIC Amplifier

# GALI-4+

## Typical Performance Data

### Definitions:

Input Return Loss = -S11 (dB)

Gain(Power Gain) = S21 (dB)

Reverse Isolation = -S12 (dB)

Output Return Loss = -S22 (dB)

TEST CONDITIONS: Icc = 78mA, Vd = 4.83V @Temperature = -45degC

FREQ	Gain	Isolation	Input Return Loss	Output Return Loss	Stability		IP3 Output	1dB Comp. Output	Noise Figure
					K	Delta			
(MHz)	(dB)	(dB)	(dB)	(dB)	K	Delta	(dBm)	(dBm)	(dB)
50	14.78	19.15	34.80	45.27	1.13	0.60	39.05	18.90	3.32
100	14.77	19.14	33.50	41.61	1.13	0.61	38.98	18.98	3.56
200	14.73	19.13	32.87	40.42	1.13	0.60	38.72	19.08	3.35
300	14.70	19.15	37.42	48.27	1.13	0.60	38.14	19.15	3.73
400	14.66	19.16	38.33	40.25	1.14	0.60	37.69	19.27	3.43
500	14.62	19.18	35.64	40.97	1.14	0.59	36.99	19.06	3.52
600	14.58	19.18	36.32	40.68	1.14	0.59	36.52	19.05	3.41
700	14.53	19.19	33.22	38.24	1.15	0.58	36.31	19.06	3.50
800	14.48	19.21	34.10	39.41	1.15	0.58	36.00	18.86	3.46
900	14.43	19.23	29.70	42.06	1.16	0.58	35.77	18.99	3.50
1000	14.38	19.24	31.07	42.03	1.16	0.57	35.49	18.88	3.45
1100	14.34	19.27	29.34	41.38	1.16	0.57	35.12	18.75	3.47
1200	14.28	19.32	29.72	42.06	1.17	0.56	34.79	18.60	3.49
1300	14.23	19.34	28.81	41.51	1.18	0.55	34.32	18.39	3.45
1400	14.18	19.36	28.14	39.78	1.18	0.55	33.97	18.34	3.56
1500	14.12	19.42	27.44	39.68	1.19	0.54	33.75	18.22	3.61
1600	14.06	19.47	26.42	38.10	1.20	0.54	33.96	18.08	3.56
1700	14.01	19.52	26.76	35.09	1.21	0.53	33.83	18.02	3.49
1800	13.95	19.56	24.97	33.34	1.21	0.52	33.27	17.85	3.66
1900	13.89	19.59	24.95	32.32	1.22	0.52	32.87	17.80	3.51
2000	13.83	19.66	23.77	31.21	1.23	0.51	32.64	17.71	3.42
2100	13.77	19.74	23.41	29.81	1.24	0.50	32.40	17.51	3.60
2200	13.71	19.77	22.61	28.14	1.25	0.50	32.03	17.39	3.47
2300	13.63	19.84	21.89	26.72	1.26	0.49	31.63	17.12	3.55
2400	13.57	19.91	21.43	25.52	1.27	0.48	31.17	16.93	3.55
2500	13.50	19.97	20.53	24.28	1.28	0.48	30.72	16.79	3.50
2600	13.42	20.07	20.03	23.38	1.29	0.47	30.40	16.53	3.61
2700	13.38	20.11	19.28	22.16	1.30	0.46	30.11	16.40	3.54
2800	13.29	20.21	18.92	21.31	1.32	0.45	29.75	16.28	3.60
2900	13.25	20.26	18.46	20.42	1.32	0.45	29.60	16.15	3.65
3000	13.18	20.35	18.05	19.91	1.34	0.44	29.36	15.91	3.48
3100	13.11	20.43	17.72	19.47	1.35	0.44	29.03	15.48	3.72
3200	13.04	20.54	17.56	19.10	1.37	0.43	28.77	15.33	3.50
3300	12.99	20.60	17.32	18.84	1.38	0.43	28.53	15.26	3.67
3400	12.95	20.67	17.23	18.59	1.39	0.42	28.31	15.04	3.65
3500	12.88	20.76	17.02	18.45	1.41	0.41	28.04	14.79	3.57
3600	12.85	20.82	17.00	18.03	1.42	0.41	27.82	14.54	3.72
3700	12.78	20.95	16.84	17.85	1.44	0.40	27.57	14.29	3.62
3800	12.74	21.01	16.84	17.73	1.45	0.40	27.34	14.05	3.81
4000	12.65	21.18	16.79	17.74	1.49	0.39	26.89	13.49	3.71

REV. X1  
GALI-4+  
070822

Page 6 of 11



IF/RF MICROWAVE COMPONENTS • ISO 9001 ISO 14001 AS 9100 CERTIFIED • RoHS compliant  
P.O. Box 350166, Brooklyn, New York 11235-0003 (718) 934-4500 Fax (718) 332-4661



The Design Engineers Search Engine finds the model you need, Instantly • For detailed performance specs & shopping online see



# MMIC Amplifier

# GALI-4+

## Typical Performance Data

### Definitions:

Input Return Loss = -S11 (dB)

Gain(Power Gain) = S21 (dB)

Reverse Isolation = -S12 (dB)

Output Return Loss = -S22 (dB)

TEST CONDITIONS: Icc = 65mA, Vd = 4.29V @Temperature = +85degC

FREQ	Gain	Isolation	Input Return Loss	Output Return Loss	Stability		IP3 Output	1dB Comp. Output	Noise Figure
					K	Delta			
(MHz)	(dB)	(dB)	(dB)	(dB)	K	Delta	(dBm)	(dBm)	(dB)
50	14.51	18.95	33.35	40.18	1.13	0.60	35.58	17.50	4.44
100	14.50	19.00	39.10	49.89	1.14	0.60	35.42	17.56	4.69
200	14.45	19.01	42.62	45.72	1.14	0.59	35.47	17.57	4.46
300	14.41	19.03	36.23	46.45	1.14	0.59	34.94	17.56	4.85
400	14.36	19.04	34.00	40.79	1.15	0.58	34.39	17.61	4.56
500	14.31	19.06	32.39	39.76	1.15	0.58	33.75	17.38	4.72
600	14.25	19.07	32.95	38.93	1.16	0.57	33.36	17.33	4.56
700	14.20	19.10	29.66	37.06	1.16	0.57	33.27	17.36	4.72
800	14.14	19.13	30.24	35.43	1.17	0.56	33.06	17.18	4.63
900	14.09	19.14	27.74	34.36	1.17	0.56	32.88	17.25	4.70
1000	14.03	19.16	28.80	34.14	1.18	0.55	32.46	17.11	4.62
1100	13.99	19.21	27.14	33.04	1.18	0.55	32.08	16.94	4.70
1200	13.92	19.26	26.89	32.13	1.19	0.54	31.69	16.80	4.71
1300	13.86	19.29	26.13	31.58	1.20	0.54	31.21	16.58	4.69
1400	13.79	19.32	25.23	30.83	1.21	0.53	30.78	16.53	4.81
1500	13.73	19.39	24.78	30.17	1.22	0.52	30.62	16.38	4.85
1600	13.66	19.44	23.85	29.37	1.23	0.51	30.85	16.21	4.81
1700	13.61	19.50	24.15	28.54	1.23	0.51	30.71	16.16	4.75
1800	13.54	19.55	22.82	27.77	1.24	0.50	30.03	15.97	4.90
1900	13.48	19.61	22.66	26.73	1.25	0.49	29.58	15.85	4.82
2000	13.42	19.68	21.77	25.68	1.26	0.49	29.28	15.71	4.66
2100	13.33	19.75	21.53	24.95	1.28	0.48	28.96	15.51	4.89
2200	13.28	19.82	20.98	24.01	1.29	0.47	28.55	15.29	4.73
2300	13.19	19.88	20.38	23.18	1.30	0.47	28.14	15.05	4.82
2400	13.10	19.96	19.95	22.43	1.31	0.46	27.70	14.81	4.90
2500	13.04	20.04	19.22	21.61	1.33	0.45	27.21	14.60	4.75
2600	12.96	20.15	18.87	21.07	1.34	0.44	26.90	14.36	4.94
2700	12.91	20.19	18.30	20.29	1.35	0.44	26.72	14.18	4.84
2800	12.80	20.32	17.93	19.86	1.37	0.43	26.29	14.06	4.92
2900	12.75	20.37	17.48	19.25	1.38	0.42	26.12	13.85	4.98
3000	12.67	20.47	17.09	18.86	1.40	0.42	25.90	13.61	4.79
3100	12.60	20.57	16.68	18.41	1.42	0.41	25.58	13.24	5.07
3200	12.52	20.68	16.28	17.99	1.44	0.40	25.33	13.02	4.84
3300	12.44	20.77	15.87	17.67	1.45	0.40	25.07	12.96	5.02
3400	12.39	20.84	15.59	17.29	1.47	0.39	24.85	12.68	5.04
3500	12.30	20.96	15.25	17.10	1.49	0.39	24.54	12.51	4.91
3600	12.26	21.04	15.08	16.75	1.50	0.38	24.27	12.19	5.14
3700	12.17	21.15	14.79	16.59	1.53	0.38	24.04	11.86	4.95
3800	12.11	21.24	14.73	16.45	1.55	0.37	23.80	11.66	5.24
4000	11.99	21.46	14.45	16.22	1.59	0.36	23.35	11.13	5.08

REV. X1  
GALI-4+  
070822

Page 7 of 11



IF/RF MICROWAVE COMPONENTS • ISO 9001 ISO 14001 AS 9100 CERTIFIED • RoHS compliant

P.O. Box 350166, Brooklyn, New York 11235-0003 (718) 934-4500 Fax (718) 332-4661



The Design Engineers Search Engine finds the model you need, Instantly • For detailed performance specs & shopping online see



# MMIC Amplifier

# GALI-4+

## Typical Performance Data

### Definitions:

Input Return Loss = -S11 (dB)

Gain(Power Gain) = S21 (dB)

Reverse Isolation = -S12 (dB)

Output Return Loss = -S22 (dB)

TEST CONDITIONS: Icc = 52mA, Vd = 4.16V @Temperature = +85degC

FREQ	Gain	Isolation	Input Return Loss	Output Return Loss	Stability		IP3 Output	1dB Comp. Output	Noise Figure
					K	Delta			
(MHz)	(dB)	(dB)	(dB)	(dB)	K	Delta	(dBm)	(dBm)	(dB)
50	14.38	18.92	30.47	33.40	1.14	0.59	32.65	16.20	4.37
100	14.37	18.87	33.62	37.11	1.14	0.60	32.46	16.30	4.59
200	14.33	18.93	36.47	44.59	1.14	0.59	32.65	16.23	4.36
300	14.28	18.93	32.27	38.18	1.15	0.59	32.29	16.17	4.78
400	14.22	18.95	30.98	34.91	1.15	0.58	31.89	16.26	4.51
500	14.18	18.97	29.66	34.28	1.16	0.58	31.49	16.07	4.64
600	14.13	18.98	30.36	34.02	1.16	0.57	31.20	16.10	4.49
700	14.08	18.99	27.69	32.84	1.16	0.57	31.30	16.11	4.64
800	14.01	19.02	28.10	31.64	1.17	0.56	31.29	15.99	4.56
900	13.95	19.06	26.16	30.84	1.18	0.56	31.22	16.09	4.63
1000	13.91	19.06	26.96	30.68	1.18	0.55	30.91	15.96	4.55
1100	13.86	19.11	25.69	30.05	1.19	0.55	30.53	15.80	4.61
1200	13.80	19.17	25.32	29.35	1.19	0.54	30.21	15.66	4.64
1300	13.73	19.19	24.80	28.95	1.20	0.53	29.82	15.54	4.63
1400	13.66	19.24	23.95	28.35	1.21	0.53	29.38	15.50	4.72
1500	13.60	19.29	23.65	27.92	1.22	0.52	29.26	15.38	4.78
1600	13.54	19.35	22.76	27.36	1.23	0.51	29.55	15.31	4.69
1700	13.49	19.41	23.01	26.61	1.24	0.51	29.62	15.28	4.67
1800	13.41	19.46	21.86	26.07	1.25	0.50	29.01	15.11	4.82
1900	13.35	19.51	21.69	25.19	1.25	0.49	28.53	15.01	4.75
2000	13.28	19.58	20.87	24.39	1.26	0.49	28.27	14.88	4.58
2100	13.20	19.66	20.61	23.70	1.28	0.48	27.95	14.68	4.82
2200	13.14	19.72	20.12	22.93	1.29	0.47	27.57	14.50	4.65
2300	13.05	19.79	19.58	22.16	1.30	0.46	27.19	14.27	4.75
2400	12.98	19.87	19.19	21.52	1.31	0.46	26.78	14.00	4.80
2500	12.91	19.95	18.50	20.79	1.33	0.45	26.29	13.77	4.70
2600	12.82	20.05	18.18	20.31	1.34	0.44	25.99	13.53	4.86
2700	12.77	20.11	17.60	19.60	1.35	0.44	25.87	13.36	4.76
2800	12.67	20.22	17.27	19.19	1.37	0.43	25.40	13.23	4.82
2900	12.62	20.29	16.85	18.64	1.38	0.42	25.25	13.05	4.88
3000	12.53	20.37	16.51	18.28	1.40	0.42	25.02	12.79	4.71
3100	12.46	20.48	16.10	17.88	1.42	0.41	24.71	12.47	4.98
3200	12.38	20.59	15.72	17.48	1.44	0.40	24.46	12.22	4.72
3300	12.30	20.67	15.34	17.17	1.45	0.40	24.19	12.15	4.93
3400	12.25	20.76	15.10	16.84	1.47	0.39	23.95	11.92	4.93
3500	12.15	20.87	14.76	16.66	1.49	0.39	23.66	11.62	4.81
3600	12.12	20.94	14.58	16.35	1.50	0.38	23.36	11.38	5.03
3700	12.02	21.07	14.33	16.19	1.53	0.37	23.13	11.10	4.84
3800	11.97	21.16	14.26	16.06	1.55	0.37	22.88	10.85	5.14
4000	11.84	21.37	14.02	15.89	1.59	0.36	22.44	10.35	4.96

REV. X1  
GALI-4+  
070822

Page 8 of 11



IF/RF MICROWAVE COMPONENTS • ISO 9001 ISO 14001 AS 9100 CERTIFIED • RoHS compliant  
P.O. Box 350166, Brooklyn, New York 11235-0003 (718) 934-4500 Fax (718) 332-4661



The Design Engineers Search Engine finds the model you need, Instantly • For detailed performance specs & shopping online see





# MMIC Amplifier

# GALI-4+

## Typical Performance Data

### Definitions:

Input Return Loss = -S11 (dB)

Gain(Power Gain) = S21 (dB)

Reverse Isolation = -S12 (dB)

Output Return Loss = -S22 (dB)

TEST CONDITIONS: Icc = 78mA, Vd = 4.43V @Temperature = +85degC

FREQ	Gain	Isolation	Input Return Loss	Output Return Loss	Stability		IP3 Output	1dB Comp. Output	Noise Figure
					K	Delta			
(MHz)	(dB)	(dB)	(dB)	(dB)	K	Delta	(dBm)	(dBm)	(dB)
50	14.59	19.10	36.01	47.70	1.14	0.59	37.32	17.83	4.50
100	14.58	19.06	46.12	44.47	1.14	0.60	37.34	17.88	4.76
200	14.53	19.07	44.28	38.27	1.14	0.59	36.96	17.99	4.51
300	14.49	19.08	39.25	41.84	1.14	0.59	36.15	18.10	4.94
400	14.44	19.10	36.02	43.26	1.15	0.58	35.58	18.26	4.63
500	14.38	19.12	34.35	42.39	1.15	0.58	35.10	18.05	4.79
600	14.34	19.15	34.84	41.28	1.16	0.57	34.56	17.96	4.62
700	14.28	19.16	31.03	39.51	1.16	0.57	34.29	17.93	4.79
800	14.22	19.19	31.67	38.16	1.17	0.56	33.85	17.68	4.70
900	14.17	19.21	28.91	37.18	1.17	0.56	33.52	17.83	4.78
1000	14.11	19.23	30.15	36.89	1.18	0.55	33.12	17.66	4.69
1100	14.07	19.27	28.16	35.70	1.18	0.55	32.68	17.53	4.76
1200	14.00	19.31	27.93	34.56	1.19	0.54	32.33	17.38	4.78
1300	13.93	19.35	26.98	33.86	1.20	0.54	31.78	17.09	4.76
1400	13.87	19.39	26.08	32.78	1.21	0.53	31.44	17.04	4.88
1500	13.80	19.45	25.59	32.01	1.22	0.52	31.25	16.87	4.95
1600	13.74	19.49	24.61	31.03	1.22	0.52	31.36	16.70	4.89
1700	13.69	19.54	24.88	29.94	1.23	0.51	31.02	16.65	4.84
1800	13.62	19.61	23.49	29.08	1.24	0.50	30.38	16.44	5.00
1900	13.56	19.66	23.36	27.87	1.25	0.50	29.97	16.36	4.89
2000	13.49	19.74	22.36	26.72	1.26	0.49	29.68	16.21	4.77
2100	13.40	19.82	22.12	25.85	1.28	0.48	29.38	16.01	5.01
2200	13.35	19.88	21.53	24.82	1.29	0.47	28.97	15.84	4.83
2300	13.26	19.95	20.92	23.85	1.30	0.46	28.57	15.57	4.90
2400	13.19	20.01	20.50	23.08	1.31	0.46	28.15	15.33	4.99
2500	13.12	20.10	19.73	22.22	1.33	0.45	27.65	15.17	4.85
2600	13.03	20.20	19.39	21.62	1.34	0.44	27.35	14.93	5.03
2700	12.99	20.26	18.73	20.80	1.35	0.44	27.13	14.79	4.93
2800	12.88	20.36	18.37	20.31	1.37	0.43	26.75	14.66	5.02
2900	12.83	20.43	17.88	19.67	1.38	0.42	26.57	14.48	5.07
3000	12.76	20.51	17.51	19.25	1.40	0.42	26.34	14.25	4.89
3100	12.67	20.61	17.07	18.79	1.42	0.41	26.04	13.85	5.16
3200	12.59	20.73	16.63	18.31	1.44	0.40	25.78	13.65	4.95
3300	12.51	20.84	16.23	17.97	1.46	0.40	25.53	13.56	5.10
3400	12.47	20.89	15.94	17.59	1.47	0.39	25.33	13.27	5.13
3500	12.38	21.00	15.59	17.37	1.49	0.39	25.03	13.01	5.00
3600	12.34	21.09	15.40	17.00	1.50	0.38	24.73	12.80	5.25
3700	12.25	21.23	15.11	16.82	1.53	0.37	24.52	12.50	5.07
3800	12.20	21.29	15.03	16.67	1.54	0.37	24.26	12.27	5.37
4000	12.08	21.51	14.77	16.43	1.59	0.36	23.83	11.75	5.21

REV. X1  
GALI-4+  
070822

Page 9 of 11



IF/RF MICROWAVE COMPONENTS • ISO 9001 ISO 14001 AS 9100 CERTIFIED • RoHS compliant

P.O. Box 350166, Brooklyn, New York 11235-0003 (718) 934-4500 Fax (718) 332-4661

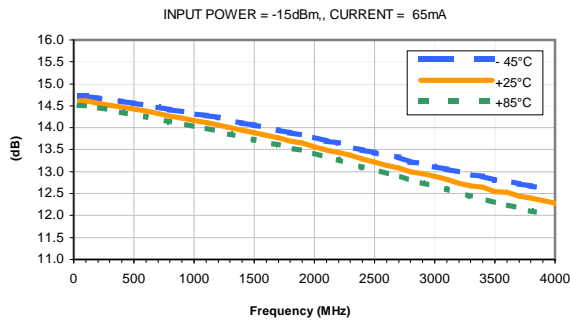


The Design Engineers Search Engine finds the model you need, Instantly • For detailed performance specs & shopping online see

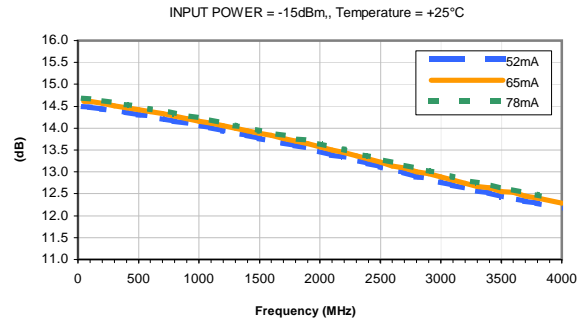


## Typical Performance Curves

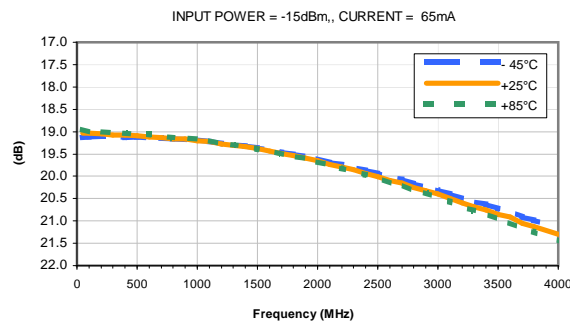
### GAIN vs. TEMPERATURE



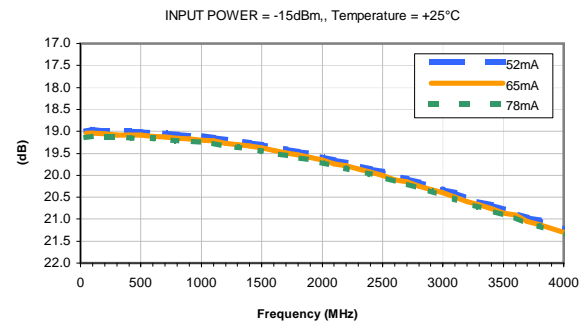
### GAIN vs. CURRENT



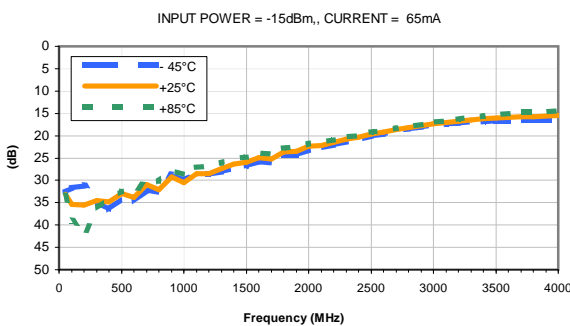
### ISOLATION vs. TEMPERATURE



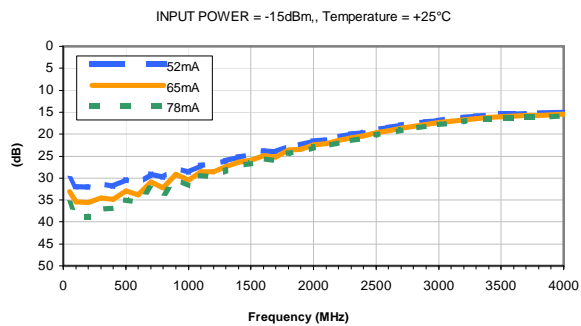
### ISOLATION vs. CURRENT



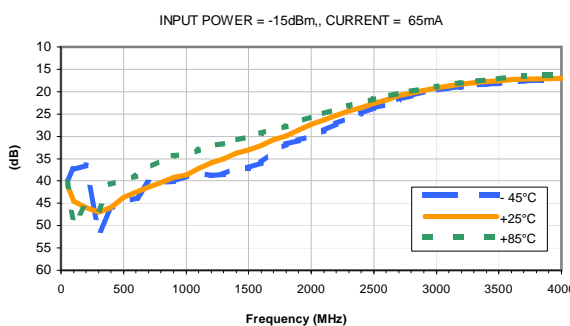
### INPUT RETURN LOSS vs. TEMPERATURE



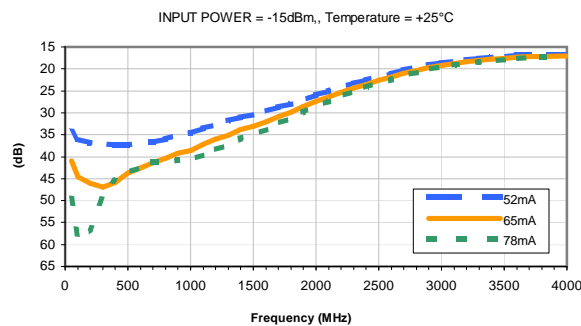
### INPUT RETURN LOSS vs. CURRENT



### OUTPUT RETURN LOSS vs. TEMPERATURE



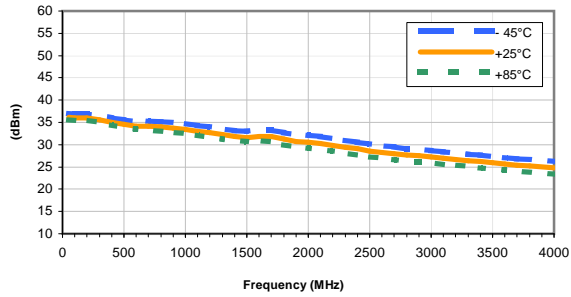
### OUTPUT RETURN LOSS vs. CURRENT



## Typical Performance Curves

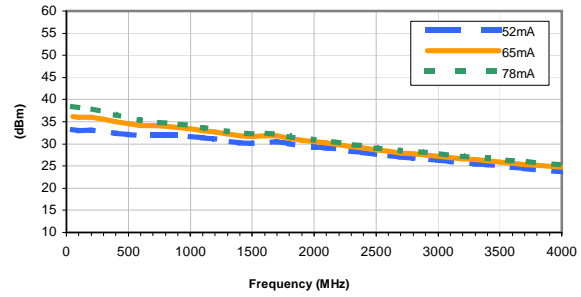
**OUTPUT IP3 vs. TEMPERATURE**

INPUT POWER = -15dBm, CURRENT = 65mA



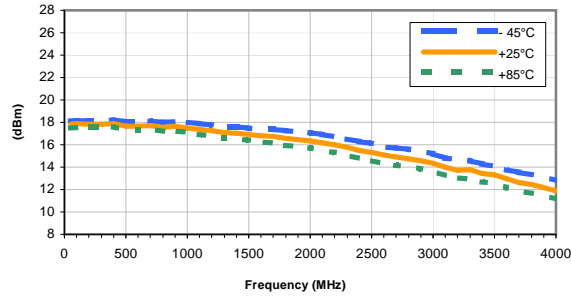
**OUTPUT IP3 vs. CURRENT**

INPUT POWER = -15dBm, Temperature = +25°C



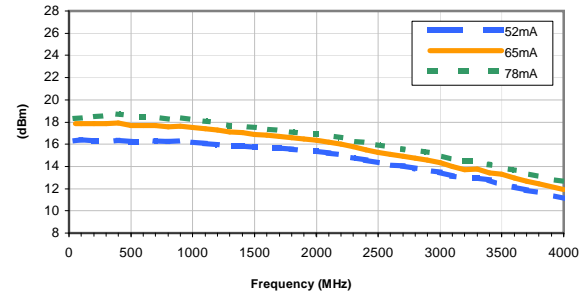
**OUTPUT POWER at 1dB Compression vs. TEMPERATURE**

CURRENT = 65mA



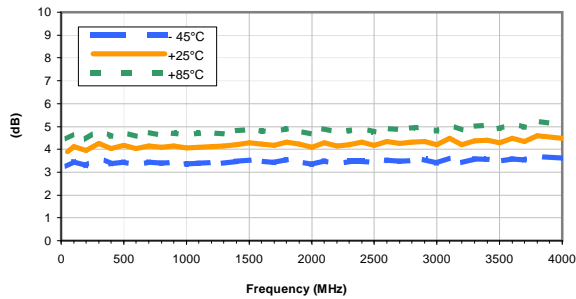
**OUTPUT POWER at 1dB Compression vs. CURRENT**

Temperature = +25°C



**Noise Figure vs. TEMPERATURE**

CURRENT = 65mA



**Noise Figure vs. CURRENT**

Temperature = +25°C

