

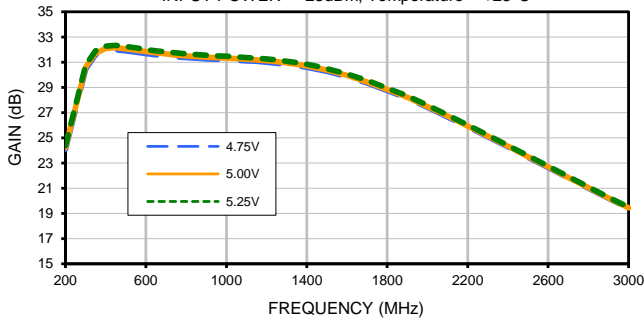
MMIC Amplifier Die

Typical Performance Curves

PMA-545G1-D+

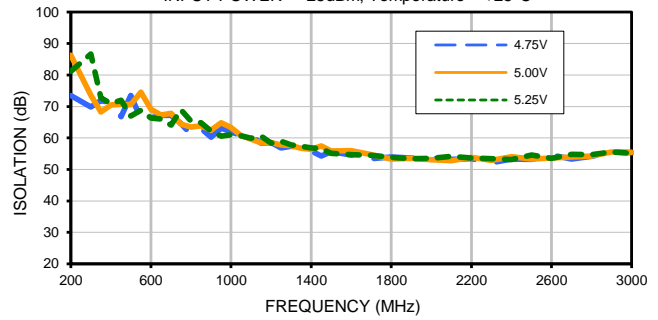
GAIN vs. FREQUENCY & DEVICE VOLTAGE

INPUT POWER = -25dBm, Temperature = +25°C



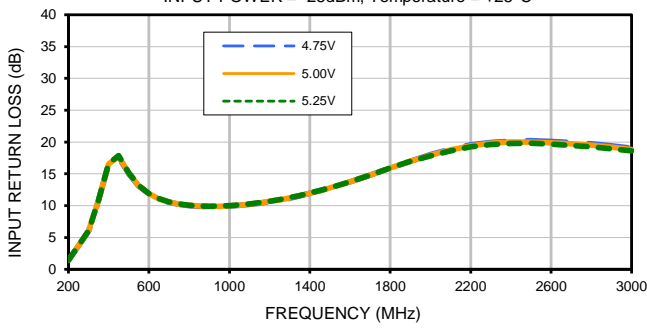
ISOLATION vs. FREQUENCY & DEVICE VOLTAGE

INPUT POWER = -25dBm, Temperature = +25°C



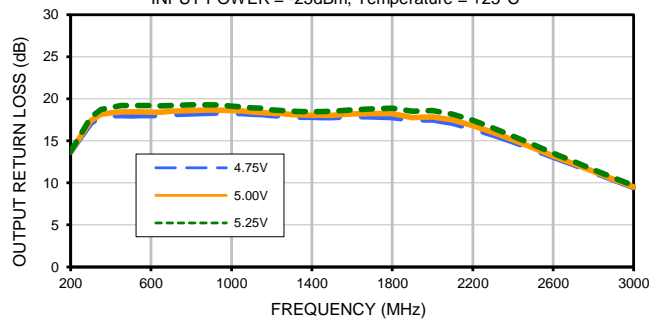
INPUT RETURN LOSS vs. FREQUENCY & DEVICE VOLTAGE

INPUT POWER = -25dBm, Temperature = +25°C



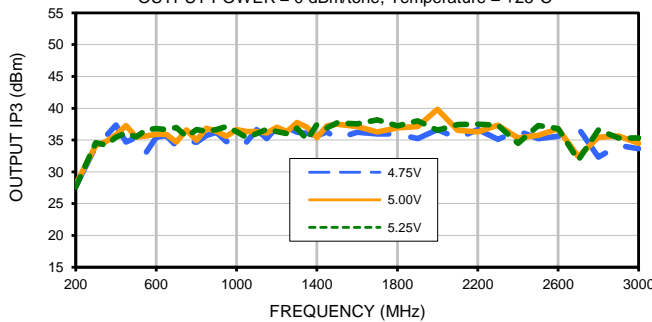
OUTPUT RETURN LOSS vs. FREQUENCY & DEVICE VOLTAGE

INPUT POWER = -25dBm, Temperature = +25°C



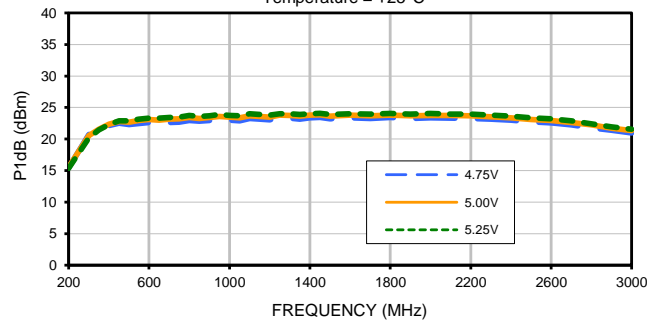
OUTPUT IP3 vs. DEVICE VOLTAGE

OUTPUT POWER = 0 dBm/tone, Temperature = +25°C



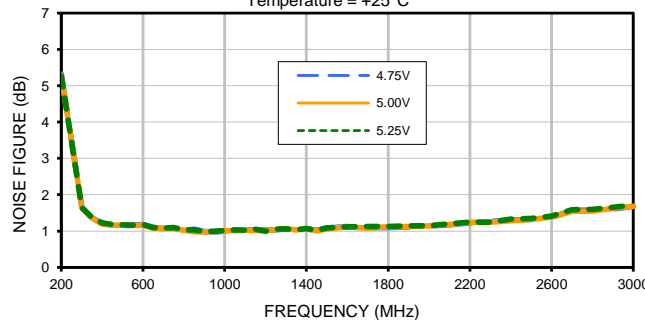
P1dB vs. DEVICE VOLTAGE

Temperature = +25°C



NOISE FIGURE vs. DEVICE VOLTAGE

Temperature = +25°C



P.O. Box 350166, Brooklyn, New York 11235-0003 (718) 934-4500 • Fax (718) 332-4661 For detailed performance specs & shopping online see Mini-Circuits web site



The Design Engineers Search Engine Provides ACTUAL Data Instantly From MINI-CIRCUITS At: www.minicircuits.com

IF/RF MICROWAVE COMPONENTS

REV. OR
PMA-545G1-D+
4/8/2016
Page 1 of 1