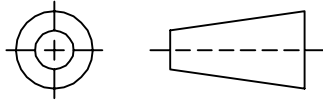


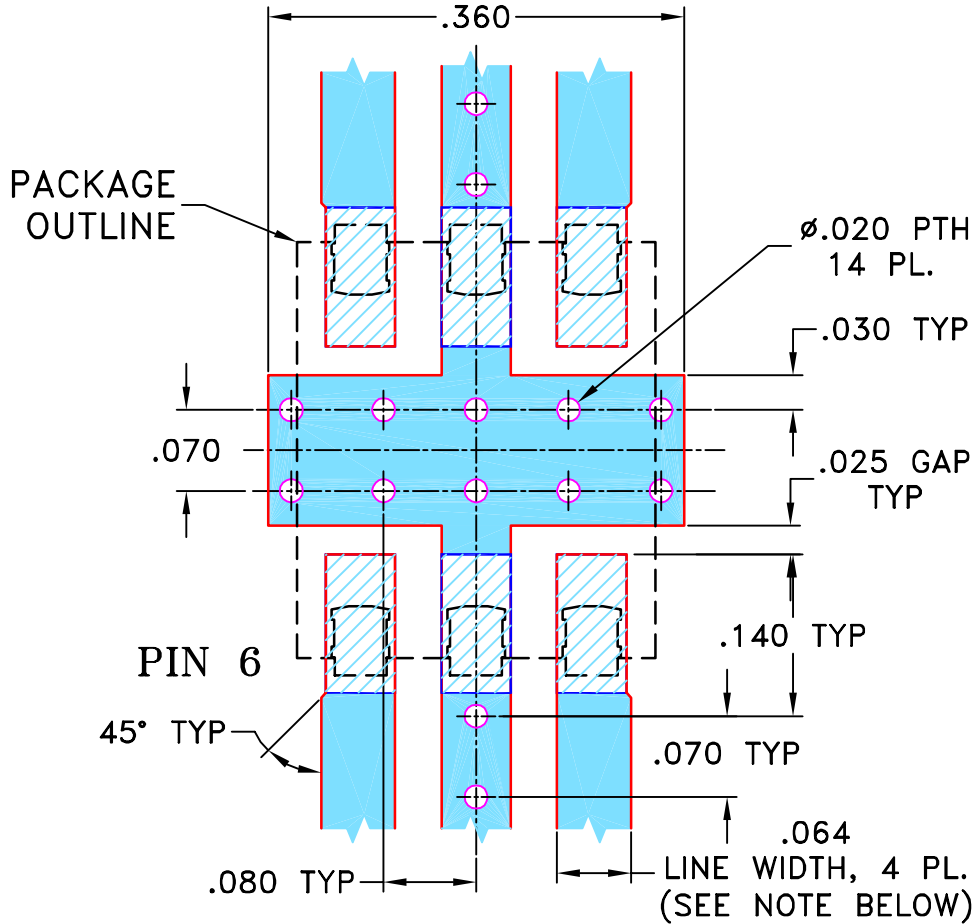
THIRD ANGLE PROJECTION



REVISIONS

REV	ECN No.	DESCRIPTION	DATE	DR	AUTH
OR	M88792	NEW RELEASE	10/20/03	GF	HY
A	M100924	CHANGED ORIENTATION PIN 1 TO PIN 6	09/23/05	GT	HY
B	M102713	ADDED "...WITH SMOBC"	01/12/06	GF	IL


**SUGGESTED MOUNTING CONFIGURATION  
FOR QQQ569 CASE STYLE, "ay/lr" PIN CONNECTION.**



- NOTE:**
- TRACE WIDTH IS SHOWN FOR ROGERS R04350B WITH DIELECTRIC THICKNESS  $.030" \pm .002"$ ; COPPER: 1/2 OZ. EACH SIDE. FOR OTHER MATERIALS TRACE WIDTH MAY NEED TO BE MODIFIED.
  - BOTTOM SIDE OF THE PCB IS CONTINUOUS GROUND PLANE.



DENOTES PCB COPPER LAYOUT WITH SMOBC (SOLDER MASK OVER BARE COPPER)



DENOTES COPPER LAND PATTERN FREE OF SOLDER MASK

UNLESS OTHERWISE SPECIFIED	INITIALS	DATE
DRAWN	GF	09/18/03
CHECKED	IL	10/20/03
APPROVED	HY	10/20/03



**Mini-Circuits®**

13 Neptune Avenue  
Brooklyn NY 11235

PL, ay/lr, QQQ569, LRPQ-J, TB-226

Mini-Circuits®  
THIS DOCUMENT AND ITS CONTENTS ARE THE PROPERTY OF MINI-CIRCUITS. EXCEPT FOR USE EXPRESSLY GRANTED, IN WRITING, TO ITS VENDORS, VENDEE AND THE UNITED STATES GOVERNMENT, MINI-CIRCUITS RESERVES ALL PROPRIETARY DESIGN, USE, MANUFACTURING AND REPRODUCTION RIGHTS THERETO. THESE CONTENTS SHALL NOT BE USED, DUPLICATED OR DISCLOSED TO ANY OUTSIDE PARTY, IN WHOLE OR IN PART, WITHOUT WRITTEN PERMISSION OF MINI-CIRCUITS.

SIZE	CODE IDENT	DRAWING NO:	REV:
A	15542	98-PL-140	B
FILE:	98PL140	SCALE:	SHEET:
		6:1	1 OF 1