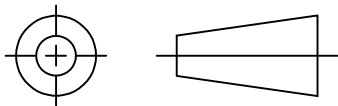


THIRD ANGLE PROJECTION

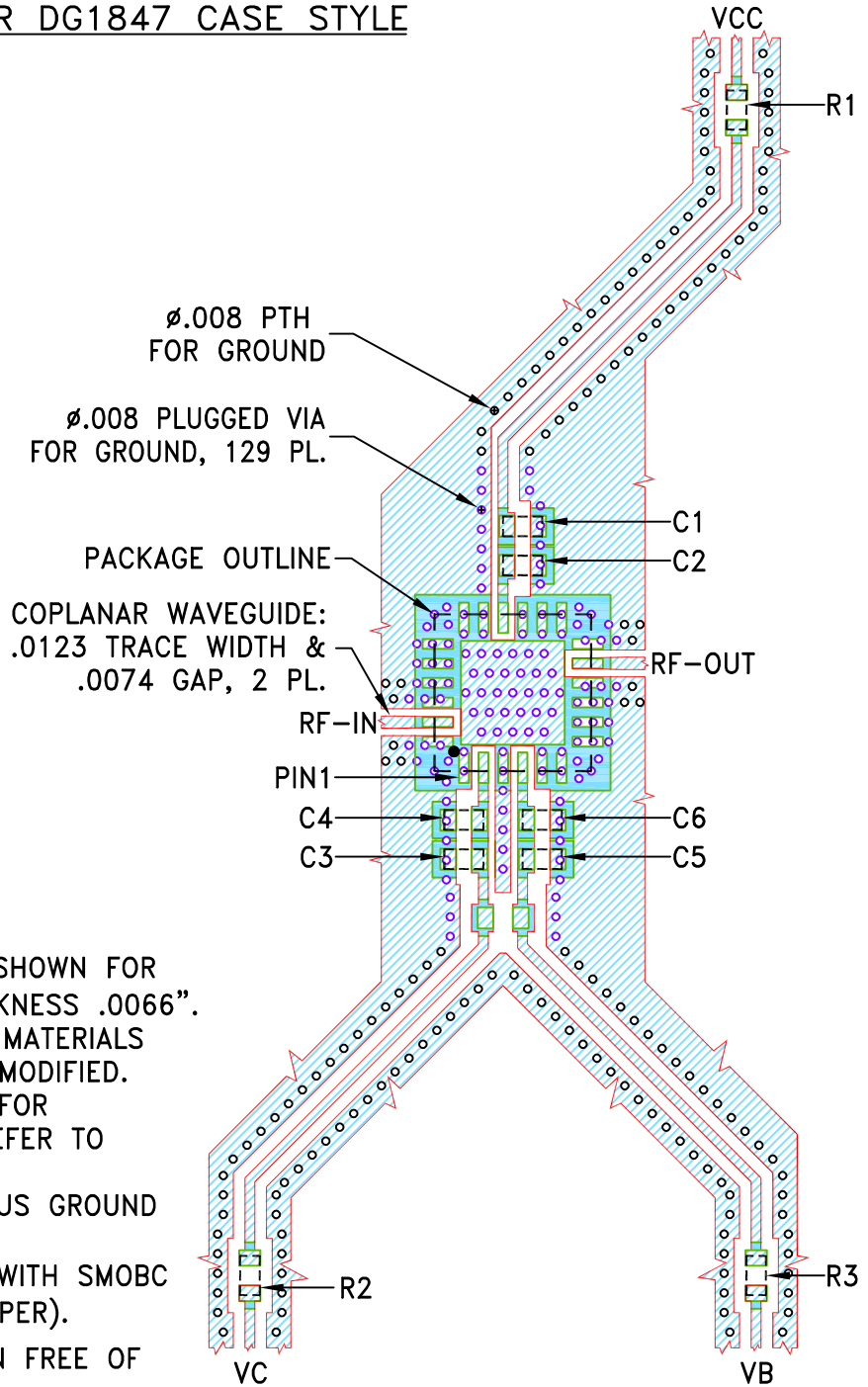


REVISIONS

| REV | ECN No. | DESCRIPTION | DATE | DR | AUTH |
|-----|------------|---------------------|----------|-----|------|
| OR | ECO-020867 | NEW RELEASE | 02/14/24 | ITG | IL |
| A | ECO-021136 | ADDED R1 THROUGH R3 | 03/12/24 | ITG | CT |
| | | | | | |


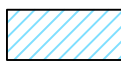
SUGGESTED MOUNTING CONFIGURATION
FOR DG1847 CASE STYLE

| COMPONENT | SIZE |
|-----------|------|
| C1-C6 | 0402 |
| R1-R3 | 0402 |



NOTES:

1. TRACE WIDTH & GAP PARAMETERS ARE SHOWN FOR ROGERS RO4350B WITH DIELECTRIC THICKNESS .0066". COPPER: 1 OZ. EACH SIDE. FOR OTHER MATERIALS TRACE WIDTH & GAP MAY NEED TO BE MODIFIED.
2. CHIP COMPONENT FOOT PRINTS SHOWN FOR REFERENCE. FOR COMPONENT VALUES REFER TO TB-LVA-6183PNC+.
3. BOTTOM SIDE OF THE PCB IS CONTINUOUS GROUND PLANE.

-  DENOTES PCB COPPER LAYOUT WITH SMOBC (SOLDER MASK OVER BARE COPPER).
-  DENOTES COPPER LAND PATTERN FREE OF SOLDER MASK.

| UNLESS OTHERWISE SPECIFIED | INITIALS | DATE |
|----------------------------|----------|----------|
| DIMENSIONS ARE IN INCHES | ITG | 02/14/24 |
| TOLERANCES ON: | GF | 02/14/24 |
| 2 PL DECIMALS \pm | IL | 02/14/24 |
| 3 PL DECIMALS \pm .005 | | |
| ANGLES \pm | | |
| FRACTIONS \pm | | |

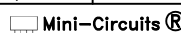


Mini-Circuits®

13 Neptune Avenue
Brooklyn NY 11235

PL, DG1847, TB-LVA-6183PN(C)+

| SIZE | CODE IDENT | DRAWING NO: | REV: |
|-------|------------|-------------|---------------|
| A | 15542 | 98-PL-777 | A |
| FILE: | 98PL777 | SCALE: 5:1 | SHEET: 1 OF 1 |

 Mini-Circuits®
 THIS DOCUMENT AND ITS CONTENTS ARE THE PROPERTY OF MINI-CIRCUITS. EXCEPT FOR USE EXPRESSLY GRANTED, IN WRITING, TO ITS VENDORS, VENDEE AND THE UNITED STATES GOVERNMENT, MINI-CIRCUITS RESERVES ALL PROPRIETARY DESIGN, USE, MANUFACTURING AND REPRODUCTION RIGHTS THERETO. THESE CONTENTS SHALL NOT BE USED, DUPLICATED OR DISCLOSED TO ANY OUTSIDE PARTY, IN WHOLE OR IN PART, WITHOUT WRITTEN PERMISSION OF MINI-CIRCUITS.