



FEATURES

- Wideband frequency coverage, DC to 18 GHz
- Low Loss, 0.32 dB at 18 GHz
- Excellent Return Loss, 21 dB at 18 GHz
- Hand formable to almost any custom shape without special bending tools
- 8mm bend radius for tight installations
- Anti-torque nut prevents cable stress during installation
- Insulated outer jacket standard¹
- Ideal for interconnect of assembled systems

APPLICATIONS

- Replacement for custom bent 0.086" semi-rigid cables
- Communication Receivers and Transmitters
- Military and Aerospace System
- Environmental and Test Chambers

*Generic photo used for illustration purposes only*

Model No.	141-3NM+
Case Style	KQ1637-3
Connectors	N type-Male

+RoHS Compliant

The +Suffix identifies RoHS Compliance.
See our website for methodologies and qualifications

ELECTRICAL SPECIFICATIONS AT +25°C

Parameter	Frequency (GHz)	Min.	Typ.	Max.	Units
Frequency Range		DC	—	18	GHz
Length ²			3		inches
Insertion Loss	DC - 2	—	0.08	0.26	dB
	2 - 6	—	0.21	0.46	
	6 - 12	—	0.27	0.60	
	12 - 18	—	0.42	0.82	
Return Loss	DC - 2	23	50	—	dB
	2 - 6	23	34	—	
	6 - 12	17	29	—	
	12 - 18	17	26	—	

1. Unjacketed cable also available upon request.

2. Custom sizes available, consult factory

ABSOLUTE MAXIMUM RATINGS

Parameter	Ratings
Operating Temperature	-55°C to +105°C
Storage Temperature	-55°C to +105°C
Power Handling at 25°C, Sea Level	546W at 0.5 GHz
	387W at 1 GHz
	273W at 2 GHz
	156W at 6 GHz
	121W at 10 GHz
	90W at 18 GHz

Permanent damage may occur if any of these limits are exceeded.



HAND FLEX™

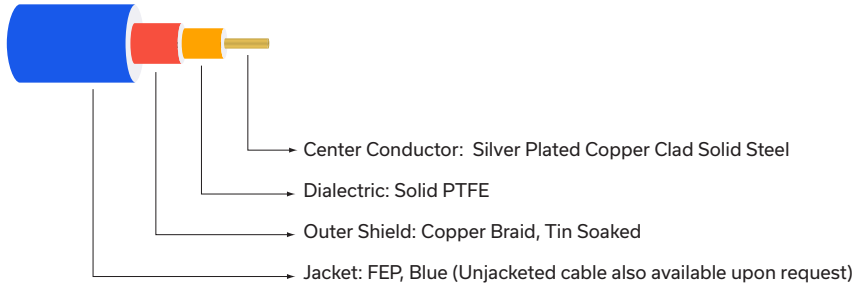
Coaxial Cable

141-3NM+

Mini-Circuits

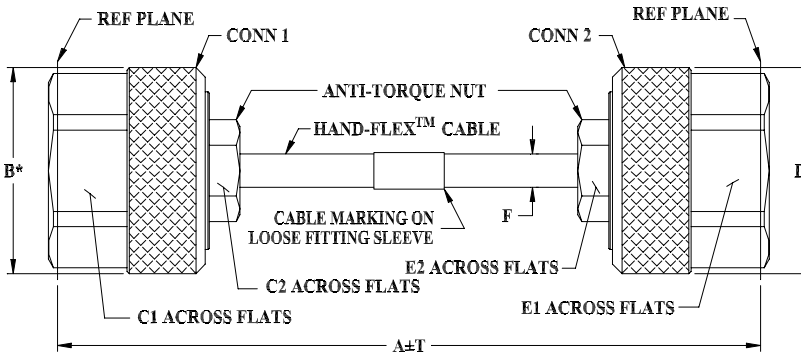
50Ω 3 inch DC to 18 GHz N type-Male

CABLE CONSTRUCTION



Connectors: Coupling Nut: Brass, Nickel Plated
 Body: Brass, Nickel Plated
 Center Pin: Brass, Gold Plated

OUTLINE DRAWING



* OVERALL CONNECTOR DIMENSION
 (CONNECTOR SHAPE MAY VARY)

OUTLINE DIMENSIONS (Inch/mm)

A	B	C1	C2	D
3.00	0.88	0.750	0.375	0.88
76.20	22.352	19.05	9.53	22.35
E1	E2	T	wt	
0.750	0.375	0.05	grams	
19.05	9.53	1.27	65.43	





HAND FLEX™

Coaxial Cable

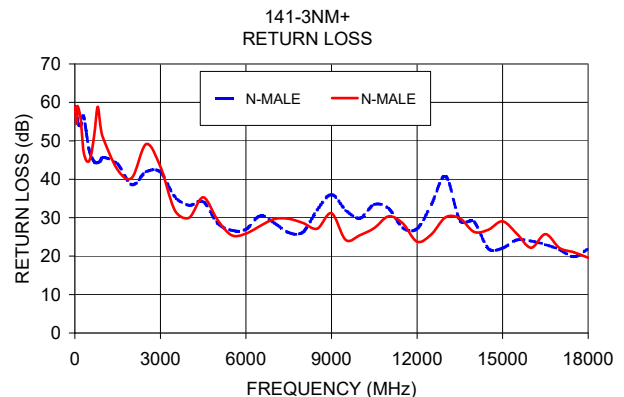
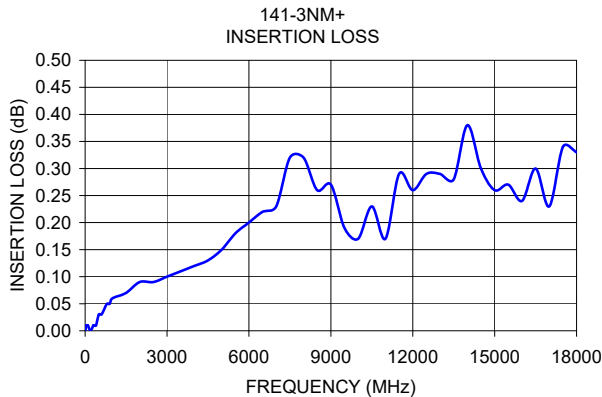
141-3NM+

Mini-Circuits

50Ω 3 inch DC to 18 GHz N type-Male

TYPICAL PERFORMANCE DATA AND CHARTS

Frequency (MHz)	Insertion Loss (dB)	Return Loss (dB)	
		N-Male	N-Male
10	0.00	58.96	58.74
1000	0.06	45.73	50.57
1500	0.07	43.93	42.46
2500	0.09	41.94	49.15
4000	0.12	33.24	29.97
5000	0.15	28.60	29.48
6000	0.20	26.98	25.86
7000	0.23	28.60	29.67
8000	0.32	26.25	28.64
9000	0.27	35.99	31.17
10000	0.17	29.88	25.46
12000	0.26	27.16	23.76
14000	0.38	28.92	26.31
16000	0.24	23.92	22.19
18000	0.33	21.90	19.59



NOTES

- A. Performance and quality attributes and conditions not expressly stated in this specification document are intended to be excluded and do not form a part of this specification document.
- B. Electrical specifications and performance data contained in this specification document are based on Mini-Circuit's applicable established test performance criteria and measurement instructions.
- C. The parts covered by this specification document are subject to Mini-Circuits standard limited warranty and terms and conditions (collectively, "Standard Terms"); Purchasers of this part are entitled to the rights and benefits contained therein. For a full statement of the standard terms and the exclusive rights and remedies thereunder, please visit Mini-Circuits' website at www.minicircuits.com/terms/viewterm.html

