



Armored Test Cable

APC-15FT-NMNM+

Mini-Circuits

50Ω 15FT DC to 18 GHz N-Male

FEATURES

- Wideband coverage, DC to 18 GHz
- Extra rugged construction includes protective shield and strain relief for longer life
- Stainless steel N-Male connectors for long mating-cycle life
- Useful over temperature range, -55°C to 105°C
- Triple shield cable for excellent shielding effectiveness
- Superior stability of insertion loss, VSWR & phase vs. flexing
- 6 month guarantee*



Generic photo used for illustration purposes only

Model No.	APC-15FT-NMNM+
Case Style	HW1388-15
Connectors	N-Male

APPLICATIONS

- High volume production test stations
- Research & development labs
- Environmental & temperature test chambers
- Replacement of OEM test port cables
- Field RF testing
- Cellular infrastructure site testing

+RoHS Compliant

The +Suffix identifies RoHS Compliance. See our website for methodologies and qualifications

Product Guarantee*

Mini-Circuits* will repair or replace your test cable at its option if the connector attachment fails within six months of shipment. This guarantee excludes cable or connector interface damage from misuse or abuse.

ELECTRICAL SPECIFICATIONS AT +25°C

Parameter	Frequency (GHz)	Min.	Typ.	Max.	Units
Frequency range		DC		18	GHz
Length			15		FT
Insertion Loss	DC - 2.5	—	2.9	3.5	dB
	2.5 - 6	—	4.8	6.0	
	6 - 12	—	7.1	8.6	
	12 - 18	—	9.0	12.0	
Return Loss	DC - 2.5	23	30	—	dB
	2.5 - 6	20	30	—	
	6 - 12	17	27	—	
	12 - 18	17	22	—	

ABSOLUTE MAXIMUM RATINGS

Parameter	Ratings
Operating Temperature	-55°C to +105°C
Storage Temperature	-55°C to +105°C
Power Handling at 25°C	891 W Max at 0.4 GHz 539 W Max at 1 GHz 363 W Max at 2 GHz 180 W Max at 6 GHz 117 W Max at 12 GHz 88 W Max at 18 GHz
Shield Effectiveness	>100 dB





Armored Test Cable

APC-15FT-NMNM+

Mini-Circuits

50Ω 15FT DC to 18 GHz N-Male

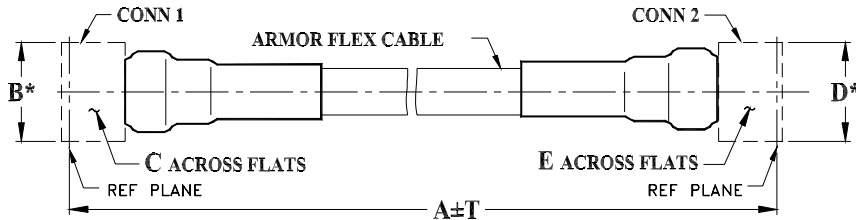
CABLE CONSTRUCTION



- Inner Conductor: Silver Plated Copper Clad Steel
- Dielectric: Solid PTFE
- Shield: Silver-Plated Copper Flat Ribbon Braid
Aluminum Polyimide Tape Interlayer 36 GA
Silver-Plated Copper Braid (90%k)
- Armor: Stainless Steel
- Braid: Stainless Steel with Copper Wire Winding
- Jacket: TPE

- Connectors:
- Passivated stainless steel
 - Captive contact
 - Thick wall interface (SMA)
 - Gold plated beryllium copper center contacts
 - PTFE dielectric

OUTLINE DRAWING



* OVERALL CONNECTOR OR CABLE & BOOT DIMENSION
(CONNECTOR SHAPE MAY VARY)

OUTLINE DIMENSIONS (Inch/mm)

A		B		C		D		E		T		wt
Feet	Meters									Feet	Meters	grams
15	4.58	.88	.750	.88	.750	19.05	19.05	0.45	0.14			1241





Armored Test Cable

APC-15FT-NMNM+

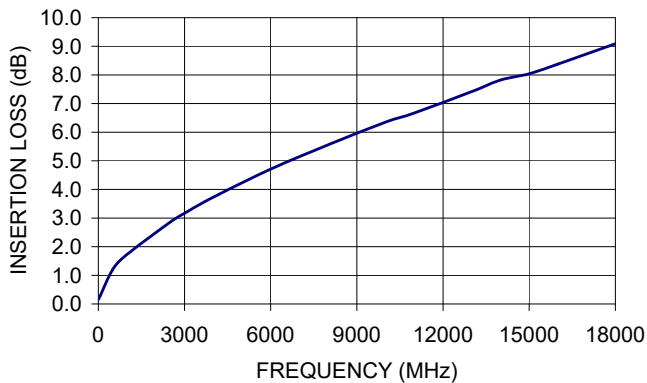
Mini-Circuits

50Ω 15FT DC to 18 GHz N-Male

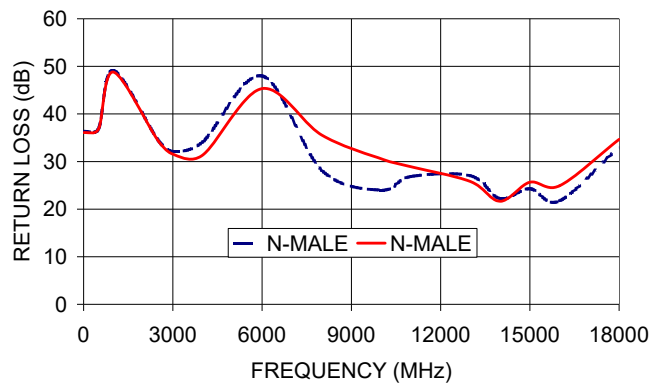
TYPICAL PERFORMANCE DATA

Frequency (MHz)	Insertion Loss (dB)	Return Loss (dB)	
		N-Male	N-Male
10	0.16	36.37	36.09
500	1.20	36.88	36.85
1000	1.73	49.13	48.82
2500	2.86	34.55	34.45
3000	3.17	32.13	31.56
4000	3.73	34.12	31.36
6000	4.71	47.99	45.33
8000	5.56	28.19	35.58
10000	6.35	23.99	30.59
11000	6.67	26.85	28.92
13000	7.42	27.03	25.81
14000	7.82	22.21	21.66
15000	8.04	24.29	25.65
16000	8.38	21.74	24.91
18000	9.09	33.05	34.67

APC-15FT-NMNM+
INSERTION LOSS



APC-15FT-NMNM+
RETURN LOSS



NOTES

- A. Performance and quality attributes and conditions not expressly stated in this specification document are intended to be excluded and do not form a part of this specification document.
- B. Electrical specifications and performance data contained in this specification document are based on Mini-Circuits' applicable established test performance criteria and measurement instructions.
- C. The parts covered by this specification document are subject to Mini-Circuits standard limited warranty and terms and conditions (collectively, "Standard Terms"); Purchasers of this part are entitled to the rights and benefits contained therein. For a full statement of the standard. Terms and the exclusive rights and remedies thereunder, please visit Mini-Circuits' website at www.minicircuits.com/MCLStore/terms.jsp

