



COAXIAL

Precision Fixed Attenuator **BW-30N250W+**

Mini-Circuits

50Ω 250W 30dB DC to 8000 MHz N-Male to N-Female

THE BIG DEAL

- Wideband Operation, DC to 8000 MHz
- High Power Handling, 250W
- Excellent VSWR, 1.11 Typ.
- Excellent Flatness, ±0.4 dB Typ.
- Uni-directional power rating.



Generic photo used for illustration purposes only

APPLICATIONS

- Test and Measurement Equipment
- LTE & 5G MIMO Infrastructure
- Satellite Communications
- Radar, EW, and ECM Defense Systems

Model No.	BW-30N250W+
Case Style	GH3249
Connectors	N-Male to N-Female

+RoHS Compliant
 The +Suffix identifies RoHS Compliance.
 See our website for methodologies and qualifications

PRODUCT OVERVIEW

Mini-Circuits' BW-30N250W+ is a 30 dB coaxial precision fixed unidirectional attenuator providing high power handling of up to 250W over the DC to 8 GHz frequency range. This model supports many of high-power applications requiring precise attenuation over a broad frequency range including high-power measurement, instrumentation, and more. It provides excellent VSWR (1.11 typ.), outstanding attenuation flatness (±0.4 dB) and excellent thermal stability from -55 to 125 °C. It features rugged construction with N-male to N-female connectors and heat dissipation fins for efficient cooling.

KEY FEATURES

Features	Advantages
Wideband Operation, DC to 8000 MHz	Wide frequency range makes the BW-30N250W+ suitable for a wide variety of applications.
High power handling to 250W	Supports high-power test lab and system applications by protecting sensitive test equipment that is often damaged when exposed to high RF input power.
Excellent VSWR, 1.11:1 typ.	Well-matched for 50Ω systems; reduces effects of phase variation
Excellent flatness, ±0.4 dB	Provides consistent attenuation performance across the entire frequency band.
Rugged construction	Excellent durability for a long lifetime of use
Wide operating temperature range, -55 to 125 °C	Designed with heat dissipation fins for efficient cooling, the BW-30N250W+ provides reliable performance over extreme operating conditions. Note: See max power derating at high temperature.

REV. OR
 ECO-016158
 BW-30N250W+
 MCL NY
 221215





COAXIAL

Precision Fixed Attenuator **BW-30N250W+**

Mini-Circuits

50Ω 250W 30dB DC to 8000 MHz N-Male to N-Female

ELECTRICAL SPECIFICATIONS AT 25°C

Parameter	Condition (MHz)	Min.	Typ.	Max.	Units
Frequency Range	-	DC	-	8000	MHz
Attenuation	DC-2000	29	29.8	31	dB
	2000-4000	29	29.9	31	
	4000-6000	28.5	29.8	31.5	
	6000-8000	27.5	29.4	32.5	
Attenuation Flatness (±)	DC-8000	-	0.4	-	dB
VSWR	DC-2000	-	1.05	1.20	:1
	2000-4000	-	1.11	1.35	
	4000-6000	-	1.18	1.40	
	6000-8000	-	1.10	1.50	
Input Power (N- Male Input) ¹	DC-8000	-	-	250	W
Input Power (N- Female Output)	DC-8000	-	-	15	W

1. Max. input power at 25°C ambient, derate to 25W at 125°C.

ABSOLUTE MAXIMUM RATINGS

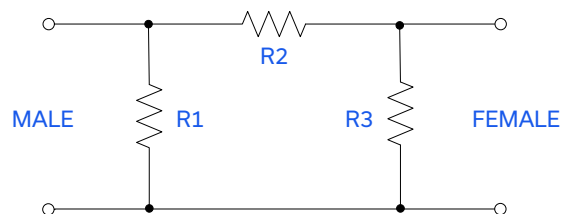
Parameter	Ratings
Operating Case Temperature	-55 °C to +125 °C
Storage Temperature	-55 °C to +125 °C
Input Power (N-Male Input)	250 Watt
Input Power (N-Female Output)	15 Watt
Input Peak Power ²	1000 Watt.

1. Permanent damage may occur if any of these limits are exceeded.

2. Peak power <5 μSEC, PW, /<0.1% duty cycle.

▲ This model is uni-directional relative to the specific power rating i.e the power rating at the N-Male port is not equal to the power rating for signals input to the N-Female port.

FUNCTIONAL DIAGRAM





COAXIAL

Precision Fixed Attenuator **BW-30N250W+**

Mini-Circuits

50Ω 250W 30dB DC to 8000 MHz N-Male to N-Female

COAXIAL CONNECTIONS

Input	N-Male
Output	N-Female

CONNECTOR SPECIFICATIONS

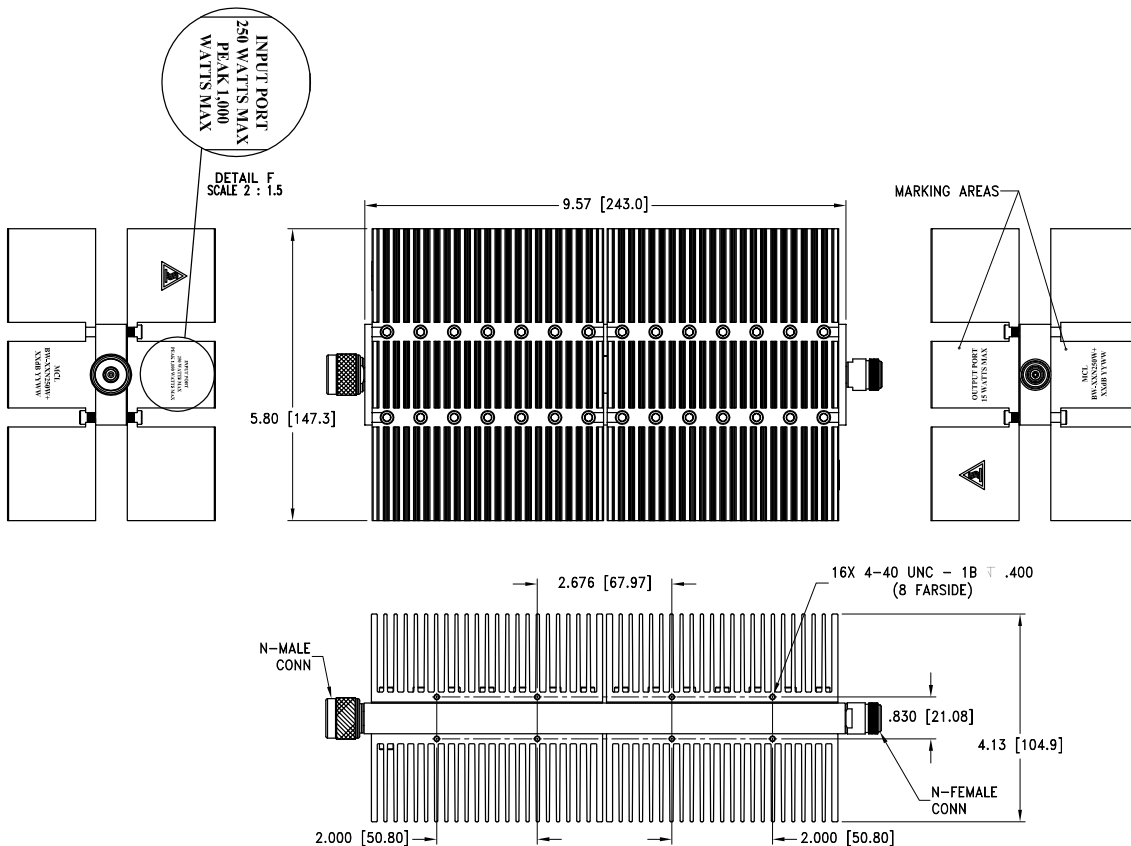
Description	Connector 1	Connector 2
Type	N-Male	N-Female
Orientation	Straight	
Mounting Type	Standard	
Impedance	50Ω	
Coupling Nuts	Stainless Steel, Silver Plated	
Center Contacts	BeCu, Silver Plated	

MECHANICAL SPECIFICATIONS

Housing	Aluminum Alloy, Chemical Conversion Coat
Heat Sinks	Aluminum Alloy, Black Anodize Finish (0.5°C/Watt) ¹
Internal Resistive Elements	Beryllium Oxide Or Aluminum Nitride Ceramic With Thick Film And/Or Thin Film Resistor

1. Heat sink thermal rise (calculated)

OUTLINE DRAWING



Weight (MAX.): 3820 grams

Dimensions are in inches (mm). Tolerances: 2 PL.±.05[1.27]; 3 PL ±.030[.77]



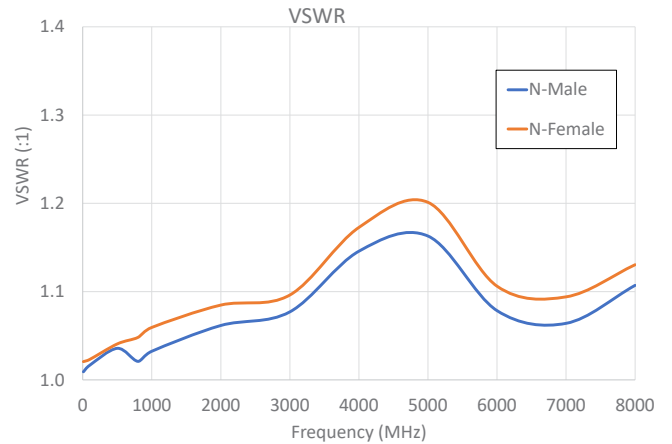
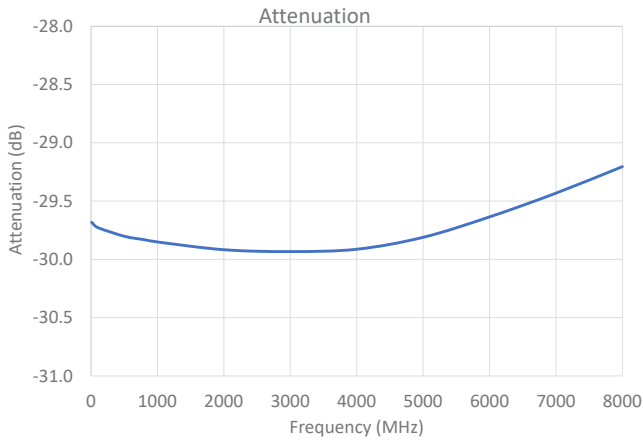


COAXIAL

Precision Fixed Attenuator **BW-30N250W+**

50Ω 250W 30dB DC to 8000 MHz N-Male to N-Female

TYPICAL PERFORMANCE CURVES



NOTES

- A. Performance and quality attributes and conditions not expressly stated in this specification document are intended to be excluded and do not form a part of this specification document.
- B. Electrical specifications and performance data contained in this specification document are based on Mini-Circuit's applicable established test performance criteria and measurement instructions.
- C. The parts covered by this specification document are subject to Mini-Circuits standard limited warranty and terms and conditions (collectively, "Standard Terms"); Purchasers of this part are entitled to the rights and benefits contained therein. For a full statement of the standard terms and the exclusive rights and remedies thereunder, please visit Mini-Circuits' website at www.minicircuits.com/terms/viewterm.html

