



# Test Cable

## CBL-2FT-SMSM+

Mini-Circuits

50Ω 2FT DC to 18 GHz SMA-Male

### FEATURES

- Wideband coverage, DC to 18 GHz
- Extra rugged construction with strain relief for longer life
- Stainless steel SMA connectors for long mating-cycle life
- Useful over temperature range, -55°C to +105°C
- Triple shield cable for excellent shielding effectiveness
- Flexible for easy connection & bend radius
- Superior stability of insertion loss, VSWR & phase vs. flexing
- 6 month guarantee\*



Generic photo used for illustration purposes only

Model No.	CBL-2FT-SMSM+
Case Style	GM1006-2
Connectors	SMA-Male

### APPLICATIONS

- High volume production test stations
- Research & development labs
- Environmental & temperature test chambers
- Replacement for OEM test port cables
- Field RF testing
- Cellular infrastructure site testing

#### +RoHS Compliant

The +Suffix identifies RoHS Compliance. See our website for methodologies and qualifications

### ELECTRICAL SPECIFICATIONS AT +25°C

Parameter	Frequency (GHz)	Min.	Typ.	Max.	Units
Frequency range		DC		18	GHz
Length <sup>1</sup>		2			FT
Insertion Loss	DC - 2.5	—	0.4	0.6	dB
	2.5 - 6	—	0.7	0.95	
	6 - 12	—	1.1	1.35	
	12 - 18	—	1.4	1.75	
Return Loss	DC - 2.5	23	30	—	dB
	2.5 - 6	20	30	—	
	6 - 12	17	27	—	
	12 - 18	17	27	—	

1. Custom sizes available, consult factory.

### ABSOLUTE MAXIMUM RATINGS

Parameter	Ratings
Operating Temperature	-55°C to +105°C
Storage Temperature	-55°C to +105°C
Shielding Effectiveness	>100 dB
Power Handling at 25°C	891W Max. at 0.4 GHz 539W Max. at 1 GHz 363W Max. at 2 GHz 180W Max. at 6 GHz 117W Max. at 12 GHz 88W Max. at 18 GHz

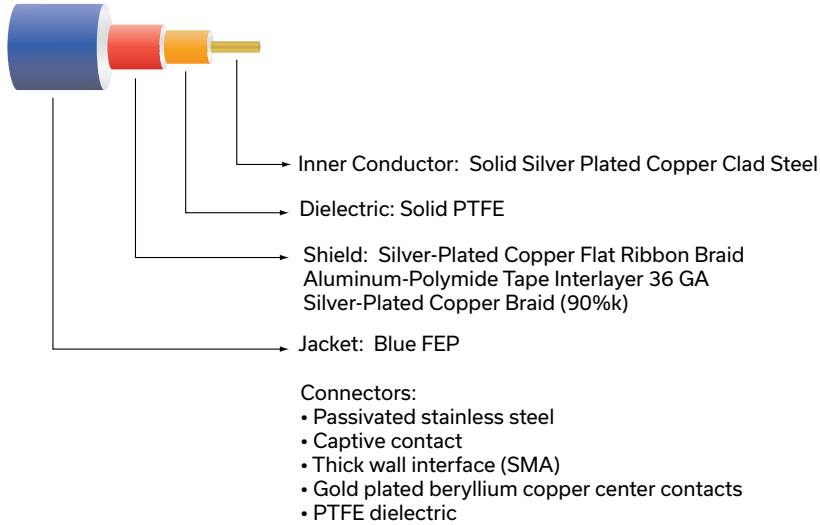
#### Product Guarantee\*

Mini-Circuits will repair or replace your test cable at its option if the connector attachment fails within six months of shipment. This guarantee excludes cable or connector interface damage from misuse or abuse.

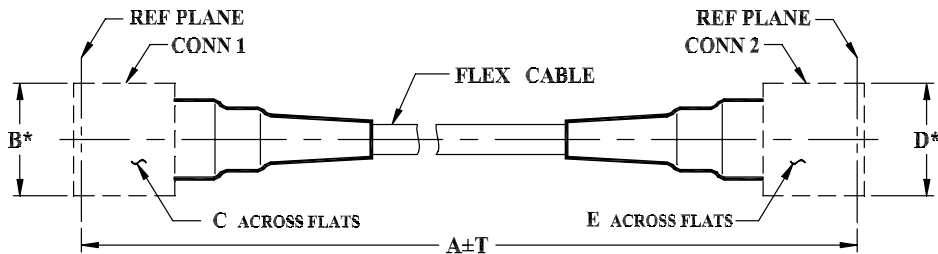




### CABLE CONSTRUCTION



### OUTLINE DRAWING



\*OVERALL CONNECTOR OR CABLE & BOOT DIMENSION  
(CONNECTOR SHAPE MAY VARY)

### OUTLINE DIMENSIONS (Inch/mm)

A		B		C		D		E		T		wt
Feet	Meters	Feet	Meters	Feet	Meters	Feet	Meters	Feet	Meters	Feet	Meters	grams
2	0.61	0.42	10.67	0.312	7.92	0.42	10.67	0.312	7.92	0.06	0.02	67



# Test Cable

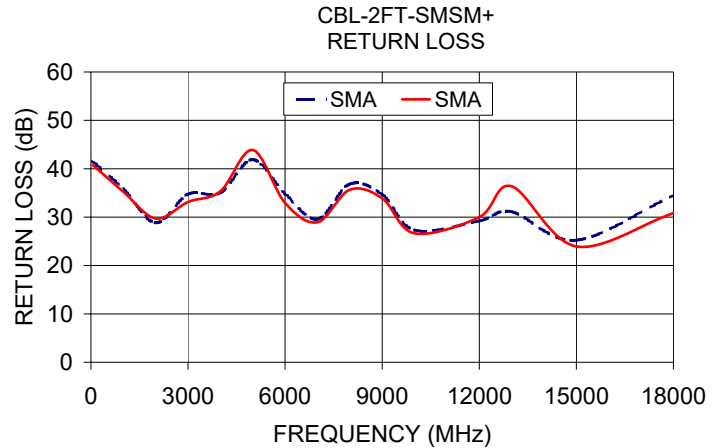
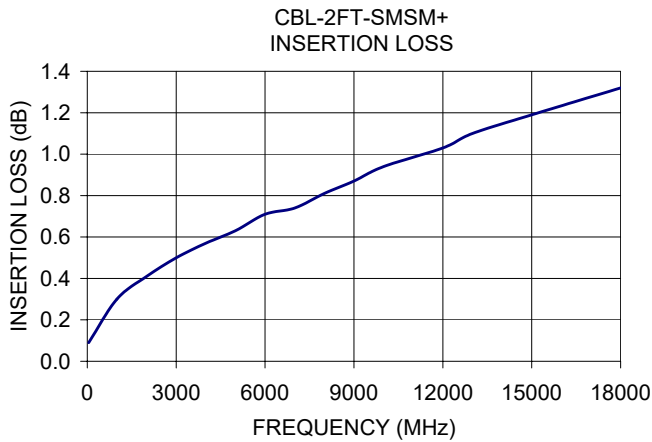
## CBL-2FT-SMSM+

Mini-Circuits

50Ω 2FT DC to 18 GHz SMA-Male

### TYPICAL PERFORMANCE DATA

Frequency (MHz)	Insertion Loss (dB)	Return Loss (dB)	
		SMA-Male	SMA-Male
50.00	0.09	41.59	40.78
1000.00	0.30	35.87	35.26
2000.00	0.41	28.84	29.72
3000.00	0.50	34.75	33.12
4000.00	0.57	35.04	35.35
5000.00	0.63	41.90	43.88
6000.00	0.71	34.81	32.93
7000.00	0.74	29.60	28.94
8000.00	0.81	36.84	35.65
9000.00	0.87	34.69	33.88
10000.00	0.94	27.32	26.65
12000.00	1.03	29.23	30.01
13000.00	1.10	31.14	36.36
15000.00	1.19	25.24	23.96
18000.00	1.32	34.53	30.85



#### NOTES

- A. Performance and quality attributes and conditions not expressly stated in this specification document are intended to be excluded and do not form a part of this specification document.
- B. Electrical specifications and performance data contained in this specification document are based on Mini-Circuit's applicable established test performance criteria and measurement instructions.
- C. The parts covered by this specification document are subject to Mini-Circuits standard limited warranty and terms and conditions (collectively, "Standard Terms"); Purchasers of this part are entitled to the rights and benefits contained therein. For a full statement of the standard. Terms and the exclusive rights and remedies thereunder, please visit Mini-Circuits' website at [www.minicircuits.com/MCLStore/terms.jsp](http://www.minicircuits.com/MCLStore/terms.jsp)

