



# Test Cable

## CBL-6FT-NMNM+

50Ω 6FT DC to 18 GHz N-Male

### FEATURES

- Wideband coverage, DC to 18 GHz
- Extra rugged construction with strain relief for longer life
- Stainless steel N-Male connectors for long mating-cycle life
- Useful over temperature range, -55°C to 105°C
- Triple shield cable for excellent shielding effectiveness
- Flexible for easy connection & bend radius
- Superior stability of insertion loss, VSWR & phase vs. flexing
- 6 month guarantee\*



Generic photo used for illustration purposes only

Model No.	CBL-6FT-NMNM+
Case Style	GM1106-6
Connectors	N-Male

### APPLICATIONS

- High volume production test stations
- Research & development labs
- Environmental & temperature test chambers
- Replacement for OEM test port cables
- Field RF testing
- Cellular infrastructure site testing

**+RoHS Compliant**  
 The +Suffix identifies RoHS Compliance.  
 See our website for methodologies and qualifications

### ELECTRICAL SPECIFICATIONS AT +25°C

Parameter	Frequency (GHz)	Min.	Typ.	Max.	Units
Frequency range		DC		18	GHz
Length <sup>1</sup>			6		FT
Insertion Loss	DC - 2.5	—	1.2	1.4	dB
	2.5 - 6	—	2.0	2.4	
	6 - 12	—	3.0	3.55	
	12 - 18	—	3.8	4.6	
Return Loss	DC - 2.5	23	30	—	dB
	2.5 - 6	20	30	—	
	6 - 12	17	27	—	
	12 - 18	17	22	—	

1. Custom sizes available, consult factory.

### ABSOLUTE MAXIMUM RATINGS

Parameter	Ratings
Operating Temperature	-55°C to +105°C
Storage Temperature	-55°C to +105°C
Shielding Effectiveness	>100 dB
Power Handling at 25°C	891W Max. at 0.4 GHz 539W Max. at 1 GHz 363W Max. at 2 GHz 180W Max. at 6 GHz 117W Max. at 12 GHz 88W Max. at 18 GHz

Permanent damage may occur if any of these limits are exceeded.

**Product Guarantee\***  
 Mini-Circuits® will repair or replace your test cable at its option if the connector attachment fails within six months of shipment. This guarantee excludes cable or connector interface damage from misuse or abuse.

REV. K  
 ECO-019339  
 CBL-6FT-NMNM+  
 MCL NY  
 230927





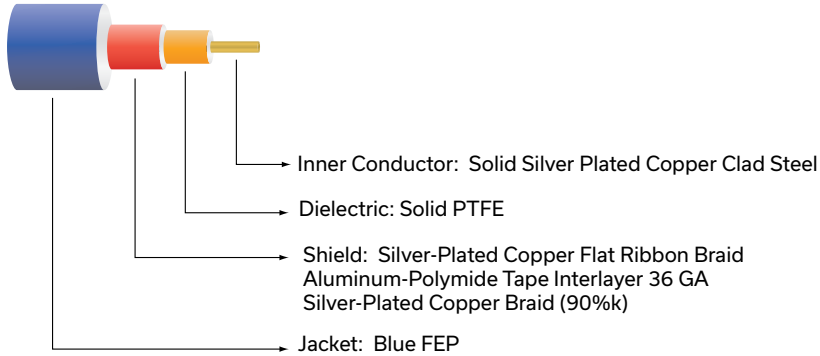
# Test Cable

## CBL-6FT-NMNM+

Mini-Circuits

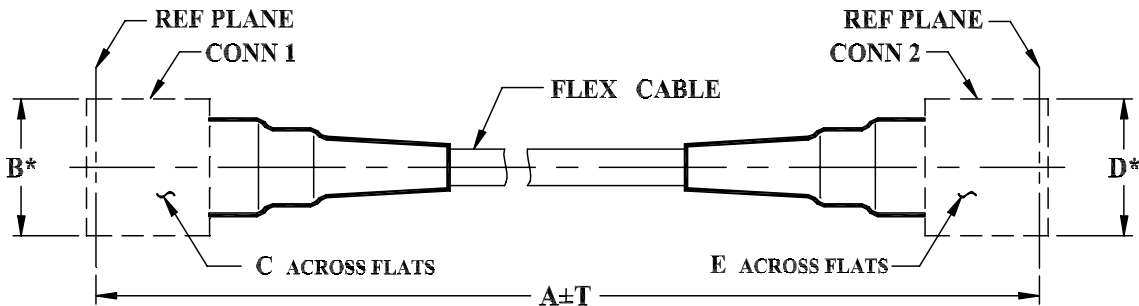
50Ω 6FT DC to 18 GHz N-Male

### CABLE CONSTRUCTION



- Connectors:
- Passivated stainless steel
  - Captive contact
  - Thick wall interface (SMA)
  - Gold plated beryllium copper center contacts
  - PTFE dielectric

### OUTLINE DRAWING



\*OVERALL CONNECTOR OR CABLE & BOOT DIMENSION (CONNECTOR SHAPE MAY VARY)

### OUTLINE DIMENSIONS (Inch/mm)

A	B	C	D	E	T	wt		
Feet	Meters	.88	.750	.88	.750	Feet	Meters	grams
6	1.83	22.35	19.05	22.35	19.05	0.18	0.05	215





# Test Cable

## CBL-6FT-NMNM+

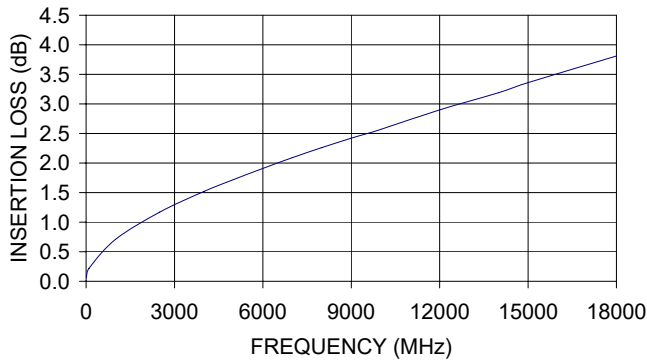
Mini-Circuits

50Ω 6FT DC to 18 GHz N-Male

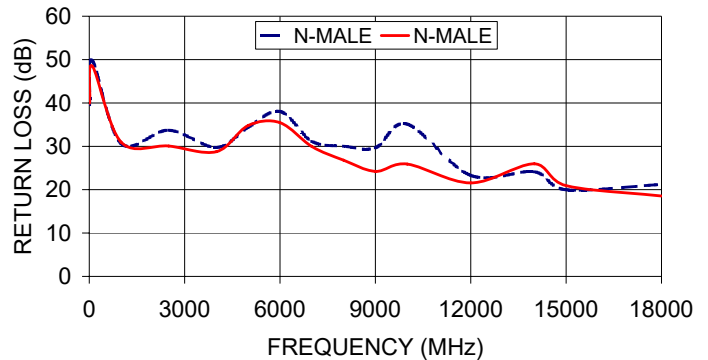
### TYPICAL PERFORMANCE DATA

Frequenc (MHz)	Insertion Loss (dB)	Return Loss (dB)	
		N-MALE	N-MALE
10.00	0.06	39.61	39.95
100.00	0.22	49.72	48.44
1000.00	0.71	30.66	30.97
2500.00	1.17	33.70	30.08
4000.00	1.52	29.75	28.75
5000.00	1.72	34.39	34.80
6000.00	1.91	38.06	35.45
7000.00	2.09	31.15	29.96
8000.00	2.26	30.03	26.80
9000.00	2.42	29.66	24.21
10000.00	2.57	35.13	25.90
12000.00	2.90	23.31	21.56
14000.00	3.19	24.14	25.96
15000.00	3.36	19.98	20.94
18000.00	3.81	21.20	18.54

CBL-6FT-NMNM+ INSERTION LOSS



CBL-6FT-NMNM+ RETURN LOSS



#### NOTES

- A. Performance and quality attributes and conditions not expressly stated in this specification document are intended to be excluded and do not form a part of this specification document.
- B. Electrical specifications and performance data contained in this specification document are based on Mini-Circuit's applicable established test performance criteria and measurement instructions.
- C. The parts covered by this specification document are subject to Mini-Circuits standard limited warranty and terms and conditions (collectively, "Standard Terms"); Purchasers of this part are entitled to the rights and benefits contained therein. For a full statement of the standard. Terms and the exclusive rights and remedies thereunder, please visit Mini-Circuits' website at [www.minicircuits.com/MCLStore/terms.jsp](http://www.minicircuits.com/MCLStore/terms.jsp)

