

X5 Frequency Multiplier

RMK-5-571+

50Ω Output 350 to 575 MHz



CASE STYLE: TTT1114

The Big Deal

- High input power, +22 to +24 dBm
- Low conversion loss, 22 dB typ.
- Excellent harmonic suppression, F4, 43 dBc; F6, 42 dBc typ.

Product Overview

Mini-Circuits' RMK-5-571+ is a surface mount frequency multiplier with a multiplication factor of 5, converting input frequencies of 70 to 115 MHz into output frequencies of 350 to 575 MHz. It provides high input power handling with low conversion loss and excellent harmonic suppression. The multiplier comes housed in a shielded 6-lead surface-mount package (0.38 x 0.50 x 0.15") with wraparound terminations for excellent solderability.

Feature	Advantages
Low conversion loss, 22 dB typ.	Low conversion loss results in higher output signal power, reducing the need for amplification at later stages.
Excellent harmonic suppression: <ul style="list-style-type: none">• F4, 40 dBc• F6, 40 dBc	Reduces spurious signals and the need for additional filtering. Reduces spectral regrowth in multiple-channel systems.
High input power +22 to +24 dBm	High input power handling accommodates high input signal levels while maintaining a low conversion loss.
Low cost	Provides an easy, cost-effective solution for generating high-frequency signals from a lower frequency signal source.
Small size (0.38 x 0.50 x 0.15")	Saves space in dense circuit board layouts.

Notes

- A. Performance and quality attributes and conditions not expressly stated in this specification document are intended to be excluded and do not form a part of this specification document.
B. Electrical specifications and performance data contained in this specification document are based on Mini-Circuit's applicable established test performance criteria and measurement instructions.
C. The parts covered by this specification document are subject to Mini-Circuits standard limited warranty and terms and conditions (collectively, "Standard Terms"); Purchasers of this part are entitled to the rights and benefits contained therein. For a full statement of the Standard Terms and the exclusive rights and remedies thereunder, please visit Mini-Circuits' website at www.minicircuits.com/MCLStore/terms.jsp



X5 Frequency Multiplier

50Ω Output 350 to 575 MHz

RMK-5-571+



CASE STYLE: TTT1114

+RoHS Compliant

The +Suffix identifies RoHS Compliance. See our web site for RoHS Compliance methodologies and qualifications



Available Tape and Reel at no extra cost

Reel Size	Devices/Reel
7"	10, 20, 50, 100, 200
13"	500

Maximum Ratings

Operating Temperature	-40°C to 85°C
Storage Temperature	-55°C to 100°C
RF Input Power	25 dBm
Permanent damage may occur if any of these limits are exceeded.	

Pin Connections

INPUT	2
OUTPUT	1
GROUND	3,4,5,6

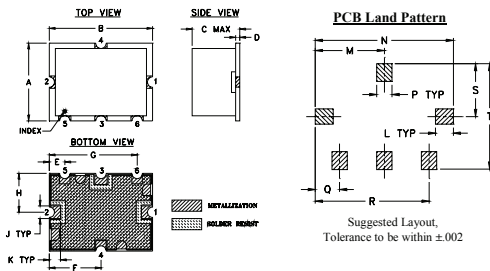
Features

- higher input power, +23 dBm
- low conversion loss, 22 dB typ.
- high adjacent harmonic rejection, F4, 43 dBc typ., F6, 42 dBc typ.
- aqueous washable

Applications

- synthesizers
- local oscillators
- satellite up and down converters

Outline Drawing



Electrical Specifications at 25°C

Parameter	Min.	Typ.	Max.	Unit
Multiplier Factor		5		
Frequency Range, Input (F1)		70-115		MHz
Frequency Range, Output (F5)		350-575		MHz
Input Power	22		24	dBm
Conversion Loss	—	21	25.5	dB
Harmonic Output*	F1	-3	2	—
	F2	40	58	—
	F3	-9	0	—
	F4	36	43	—
	F6	35	42	—
F7	-2	4	—	

* Harmonics of input frequency below the power level of F5

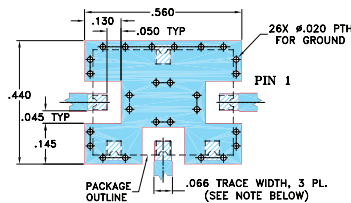
Typical Performance Data

Frequency	Conv. Loss (dB)		Harmonic Rejection Below F5 (dBc) at RF Input Power 22 dBm					
	Input (MHz)	Output (MHz)	F5	F1	F2	F3	F4	F6
70	350	22.75	10.65	58.93	3.25	50.77	46.41	3.04
75	375	21.67	10.42	62.95	2.94	63.12	51.35	4.15
80	400	20.96	9.95	52.96	2.34	42.33	40.27	5.30
85	425	20.71	9.21	60.87	1.57	50.02	49.06	6.46
90	450	21.13	7.95	66.13	0.22	61.08	66.37	8.05
95	475	21.82	6.50	67.33	1.13	65.31	63.27	9.71
100	500	22.02	5.41	64.73	2.26	63.86	62.86	10.63
105	525	21.80	4.71	62.50	3.02	61.90	62.61	10.58
110	550	21.90	3.72	60.56	3.97	60.50	61.97	10.65
115	575	22.89	2.02	58.60	5.46	59.39	60.97	12.31

Outline Dimensions (inch/mm)

A	B	C	D	E	F	G	H	J	K
.38	.50	.15	.020	.075	.250	.425	.187	.050	.050
9.65	12.70	3.81	0.51	1.91	6.35	10.80	4.75	1.27	1.27
L	M	N	P	Q	R	S	T	WT.	GRAM
.070	.270	.540	.060	.095	.445	.208	.415		
1.78	6.86	13.72	1.52	2.41	11.30	5.28	10.54		0.8

Demo Board MCL P/N: TB-12 Suggested PCB Layout (PL-079)



Notes

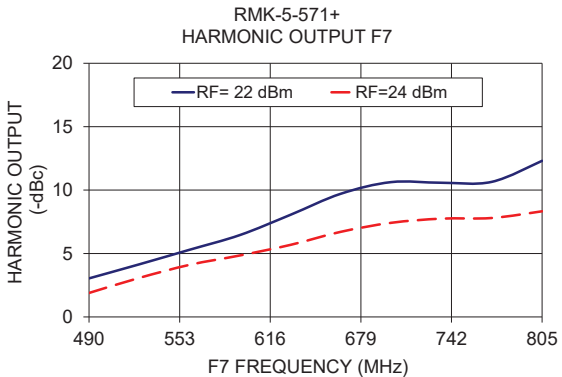
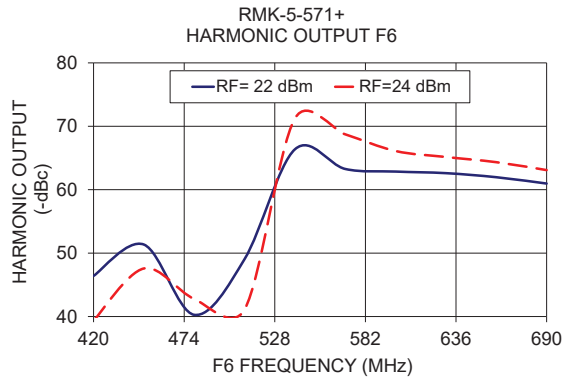
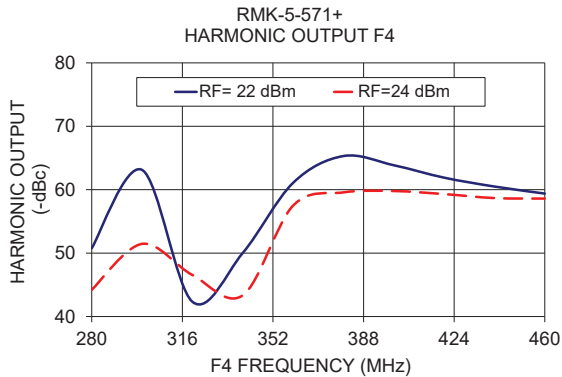
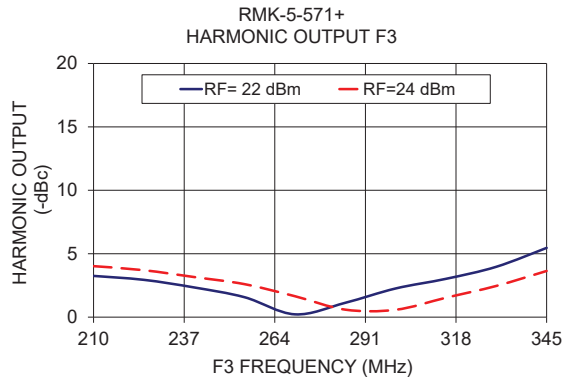
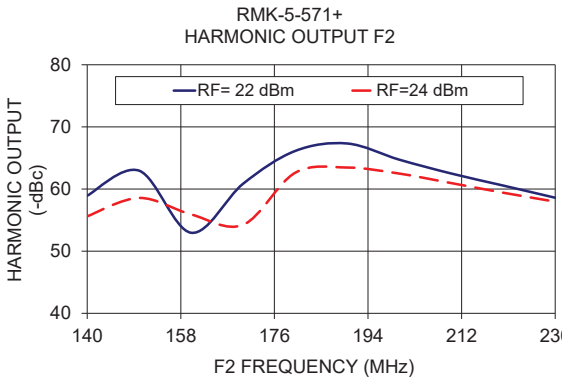
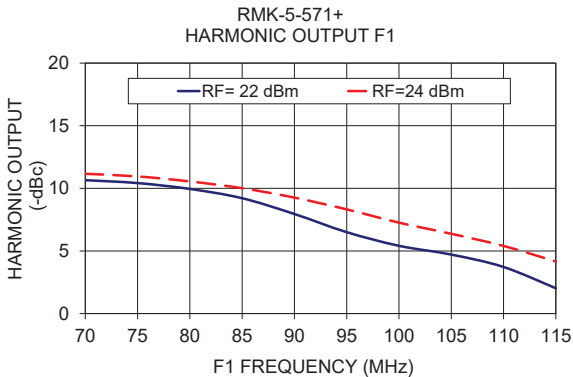
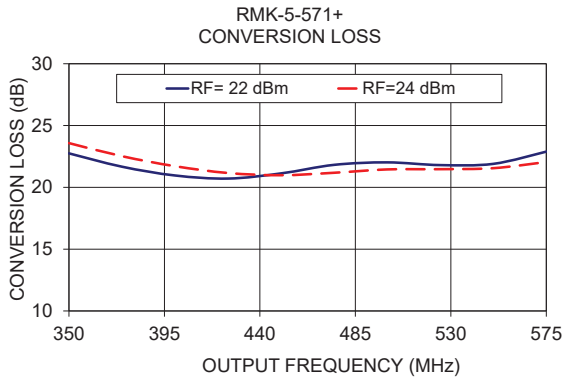
- Performance and quality attributes and conditions not expressly stated in this specification document are intended to be excluded and do not form a part of this specification document.
- Electrical specifications and performance data contained in this specification document are based on Mini-Circuit's applicable established test performance criteria and measurement instructions.
- The parts covered by this specification document are subject to Mini-Circuits standard limited warranty and terms and conditions (collectively, "Standard Terms"); Purchasers of this part are entitled to the rights and benefits contained therein. For a full statement of the Standard Terms and the exclusive rights and remedies thereunder, please visit Mini-Circuits' website at www.minicircuits.com/MCLStore/terms.jsp



www.minicircuits.com P.O. Box 350166, Brooklyn, NY 11235-0003 (718) 934-4500 sales@minicircuits.com

REV. A
M151107
ED16359/2
RMK-5-571+
LC/CP/AM
200813
Page 2 of 3

RMK-5-571+



Notes
 A. Performance and quality attributes and conditions not expressly stated in this specification document are intended to be excluded and do not form a part of this specification document.
 B. Electrical specifications and performance data contained in this specification document are based on Mini-Circuit's applicable established test performance criteria and measurement instructions.
 C. The parts covered by this specification document are subject to Mini-Circuits standard limited warranty and terms and conditions (collectively, "Standard Terms"); Purchasers of this part are entitled to the rights and benefits contained therein. For a full statement of the Standard Terms and the exclusive rights and remedies thereunder, please visit Mini-Circuits' website at www.minicircuits.com/MCLStore/terms.jsp