



COAXIAL

Adapter

SMPM-SF50-27+

50Ω DC to 27 GHz SMP-Male to SMA-Female

KEY FEATURES

- Wideband, DC to 27 GHz
- Low Insertion Loss, 0.01 dB Typ.
- Excellent VSWR, 1.05:1 Typ.



Generic photo used for illustration purposes only

PRODUCT OVERVIEW

Mini-Circuits' SMPM-SF50-27+ is a coaxial full detent SMP Male to SMA Female adapter supporting a wide range of applications from DC to 27 GHz. This model provides excellent VSWR and low insertion loss versus frequency. The SMPM-SF50-27+ features passivated stainless-steel construction and measures only 0.71" in length.

ELECTRICAL SPECIFICATIONS AT +25°C

Parameter	Condition (GHz)	Min.	Typ.	Max.	Units
Frequency Range		DC		27	GHz
Insertion Loss	DC-12	—	0.08	0.21	dB
	12-18	—	0.10	0.25	
	18-27	—	0.12	0.31	
VSWR	DC-12	—	1.03	1.15	:1
	12-18	—	1.05	1.15	
	18-27	—	1.08	1.15	

ABSOLUTE MAXIMUM RATINGS¹

Parameter	Ratings
Operating Case Temperature	-55 °C to +105 °C
Storage Temperature	-65 °C to +125 °C

1. Permanent damage may occur if any of these limits are exceeded.





COAXIAL

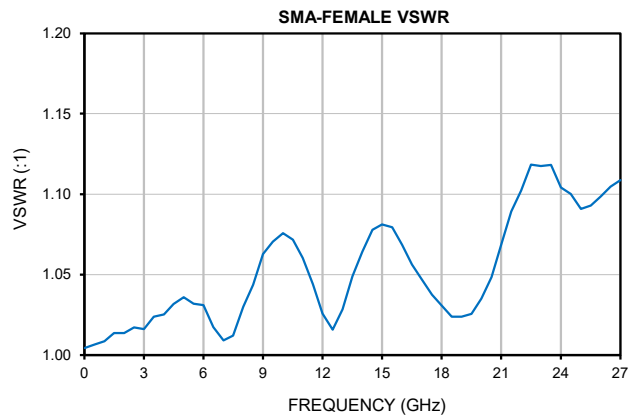
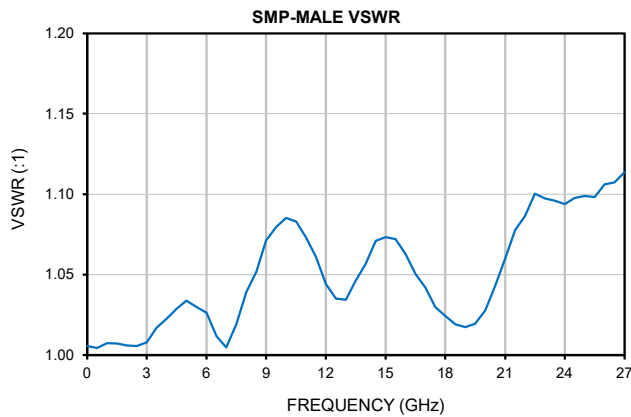
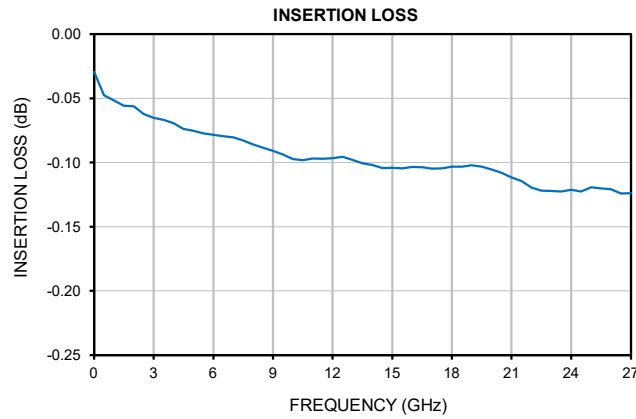
Adapter

SMPM-SF50-27+

Mini-Circuits

50Ω DC to 27 GHz SMP-Male to SMA-Female

TYPICAL PERFORMANCE GRAPHS





COAXIAL

Adapter

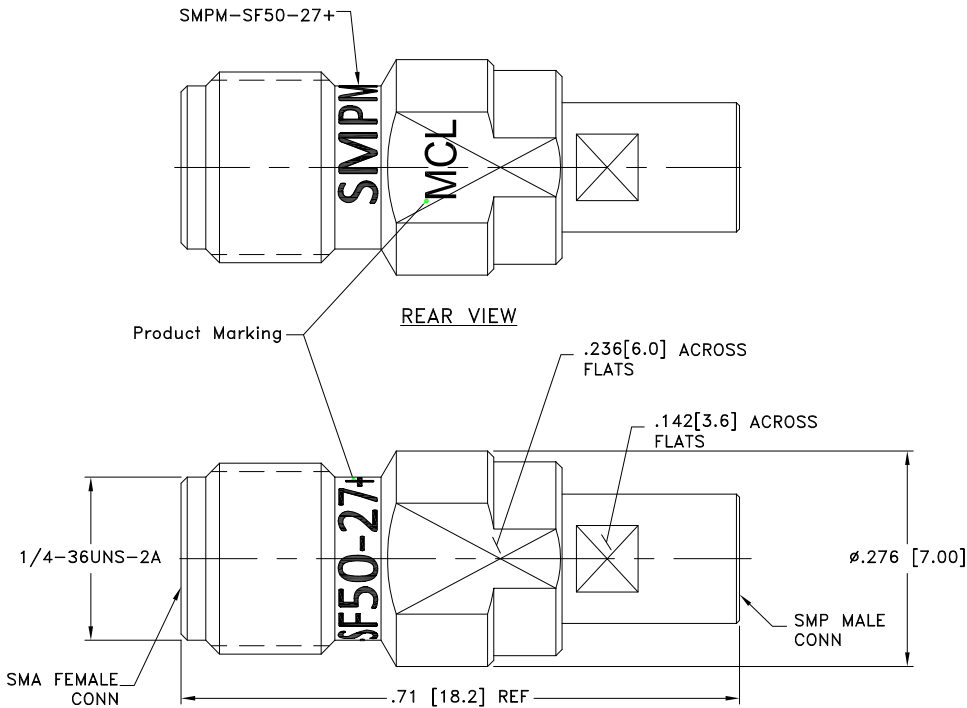
SMPM-SF50-27+

50Ω DC to 27 GHz SMP-Male to SMA-Female

CONNECTOR SPECIFICATIONS

Description	Connector 1	Connector 2
Connector Type	Full Detent SMP Male	SMA Female
Orientation	Straight	Straight
Connector Standard	MIL-STD-348B	MIL-STD-348B

CASE STYLE DRAWING



Weight: 2.25 grams
 Dimensions are in inches [mm]. Tolerances: 2 Pl. ±.030; 3 Pl. ±.015 Inches

PRODUCT MARKING*: SMPM-SF50-27+

*Marking may contain other features or characters for internal lot control.



COAXIAL

Adapter

SMPM-SF50-27+

50Ω DC to 27 GHz SMP-Male to SMA-Female

ADDITIONAL INFORMATION IS AVAILABLE ON OUR DASHBOARD [CLICK HERE](#)

Performance Data & Graphs	Data Graphs S-Parameter (S2P Files) Data Set (.zip file)
Case Style	DJ3488-4
RoHs Status	Compliant
Environmental Ratings	ENV70T3

NOTES

- A. Performance and quality attributes and conditions not expressly stated in this specification document are intended to be excluded and do not form a part of this specification document.
- B. Electrical specifications and performance data contained in this specification document are based on Mini-Circuit's applicable established test performance criteria and measurement instructions.
- C. The parts covered by this specification document are subject to Mini-Circuits standard limited warranty and terms and conditions (collectively, "Standard Terms"); Purchasers of this part are entitled to the rights and benefits contained therein. For a full statement of the standard terms and the exclusive rights and remedies thereunder, please visit Mini-Circuits' website at www.minicircuits.com/terms/viewterm.html

