

Coaxial Matching Pad

UNMP-5075-33+

50/75Ω

DC to 3000 MHz



Generic photo used for illustration purposes only

CASE STYLE: FF779

Connectors Model
75ΩM-N UNMP-5075-33+
50ΩF-N

+RoHS Compliant

The +Suffix identifies RoHS Compliance. See our web site for RoHS Compliance methodologies and qualifications

Maximum Ratings

Operating Temperature	-45°C to 100°C
Storage Temperature	-55°C to 100°C
Input Power	0.5W

Permanent damage may occur if any of these limits are exceeded.

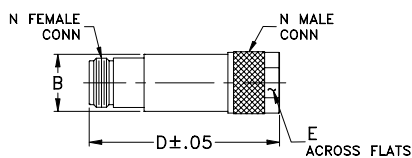
Features

- minimum loss pad
- wideband coverage, DC to 3000 MHz
- excellent VSWR
- rugged unibody construction
- off-the-shelf availability
- very low cost

Applications

- impedance matching

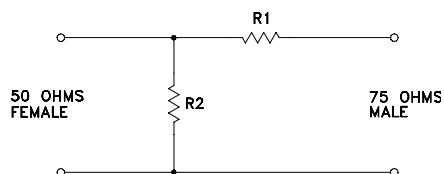
Outline Drawing



Outline Dimensions (inch mm)

B	D	E	wt
.68	2.11	.718	grams
17.27	53.59	18.24	72.5

Electrical Schematic



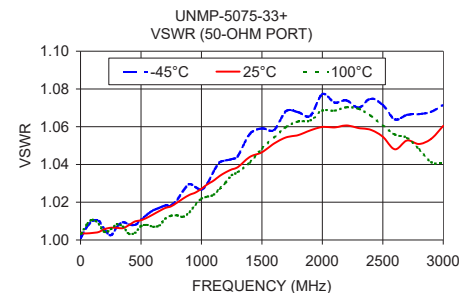
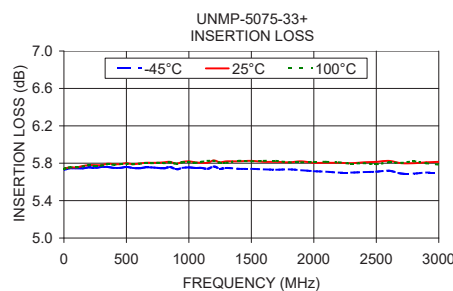
Electrical Specifications at 25°C

Parameter	Condition (MHz)	Min.	Typ.	Max.	Unit
Frequency Range		DC	—	3000	MHz
Attenuation¹	Nominal	DC - 3000	—	5.7	dB
	Flatness ²	DC - 3000	—	±0.15	
	DC - 100	—	—	0.2	
	100 - 1000	—	—	0.3	
VSWR	DC - 100	—	—	1.10	:1
	100 - 1000	—	—	1.10	
	1000 - 3000	—	—	1.20	
Input Power	DC - 3000	—	—	0.35	W

1. Attenuation varies by 0.3 dB max. over temperature
2. Flatness= variation over band divided by 2

Typical Performance Data

Frequency (MHz)	Attenuation (dB)	VSWR (:1)	
		50 Ω	75 Ω
0.30	5.74	1.00	1.00
5.00	5.74	1.00	1.00
10.00	5.75	1.00	1.01
50.00	5.76	1.00	1.01
100.00	5.76	1.00	1.01
300.00	5.78	1.01	1.01
500.00	5.80	1.01	1.01
800.00	5.81	1.02	1.02
1000.00	5.82	1.03	1.03
1200.00	5.83	1.04	1.04
1500.00	5.83	1.05	1.05
1800.00	5.81	1.06	1.05
2000.00	5.81	1.06	1.06
2600.00	5.83	1.05	1.08
3000.00	5.82	1.06	1.09



Notes

- Performance and quality attributes and conditions not expressly stated in this specification document are intended to be excluded and do not form a part of this specification document.
- Electrical specifications and performance data contained in this specification document are based on Mini-Circuits' applicable established test performance criteria and measurement instructions.
- The parts covered by this specification document are subject to Mini-Circuits standard limited warranty and terms and conditions (collectively, "Standard Terms"); Purchasers of this part are entitled to the rights and benefits contained therein. For a full statement of the Standard Terms and the exclusive rights and remedies thereunder, please visit Mini-Circuits' website at www.minicircuits.com/MCLStore/terms.jsp



www.minicircuits.com P.O. Box 350166, Brooklyn, NY 11235-0003 (718) 934-4500 sales@minicircuits.com

REV. A
M151107
ED-14725/2
UNMP-5075-33+
WP/AM
200522