

Coaxial Amplifier

ZFL-1000+ ZFL-1000

50Ω Low Power 0.1 to 1000 MHz

Features

- wideband, 0.1 to 1000 MHz
- rugged, shielded case
- protected by US Patent, 6,943,629

Applications

- VHF/UHF
- cellular
- instrumentation
- lab use



Generic photo used for illustration purposes only

CASE STYLE: Y460

Connectors	Model
SMA	ZFL-1000(+)
BRACKET (OPTION "B")	

+RoHS Compliant

The +Suffix identifies RoHS Compliance. See our web site for RoHS Compliance methodologies and qualifications

Amplifier Electrical Specifications

MODEL NO.	FREQUENCY (MHz)		GAIN (dB)		MAXIMUM POWER (dBm)		DYNAMIC RANGE		VSWR (:1) Typ.		DC POWER	
	f_L	f_U	Min.	Flatness Max.	Output (1 dB Compr.)	Input (no damage)	NF (dB) Typ.	IP3 (dBm) Typ.	In	Out	Volt (V) Nom.	Current (mA) Max.
ZFL-1000(+)	0.1	1000	17	±0.7	+9*	+5	6.0	+18	1.5	2.1*	15	105

* Output VSWR 2.8:1 maximum over 750-1000 MHz, 1 dB compression +7dBm at 500-1000 MHz

Open load is not recommended, potentially can cause damage.

With no load derate max input power by 20 dB

Maximum Ratings

Operating Temperature -20°C to 71°C

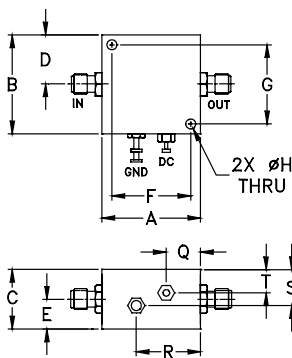
Storage Temperature -55°C to 100°C

DC Voltage +17V Max.

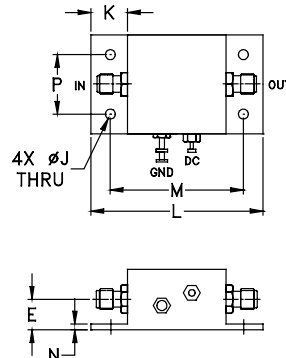
Permanent damage may occur if any of these limits are exceeded.

Outline Drawing

STANDARD



OPTION "B"



Outline Dimensions (inch/mm)

A	B	C	D	E	F	G	H	J	K	L	M	N	P	Q	R	S	T	wt.
1.25	1.25	.75	.63	.36	1.000	1.000	.125	.125	.46	2.18	1.688	.06	.750	.50	.80	.45	.29	grams
31.75	31.75	19.05	16.00	9.14	25.40	25.40	3.18	3.18	11.68	55.37	42.88	1.52	19.05	12.70	20.32	11.43	7.37	38

Notes

- Performance and quality attributes and conditions not expressly stated in this specification document are intended to be excluded and do not form a part of this specification document.
- Electrical specifications and performance data contained in this specification document are based on Mini-Circuit's applicable established test performance criteria and measurement instructions.
- The parts covered by this specification document are subject to Mini-Circuits standard limited warranty and terms and conditions (collectively, "Standard Terms"); Purchasers of this part are entitled to the rights and benefits contained therein. For a full statement of the Standard Terms and the exclusive rights and remedies thereunder, please visit Mini-Circuits' website at www.minicircuits.com/MCLStore/terms.jsp



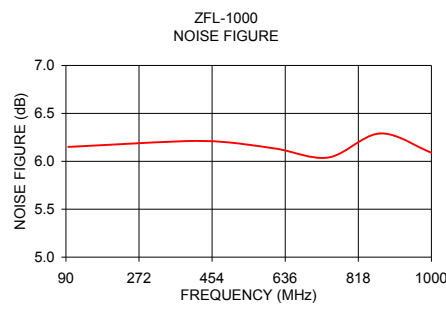
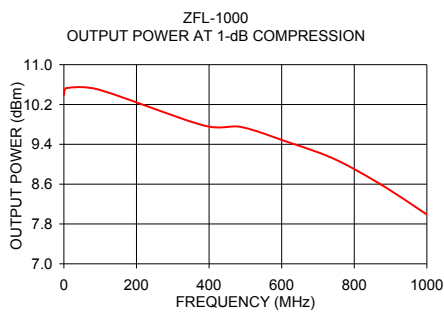
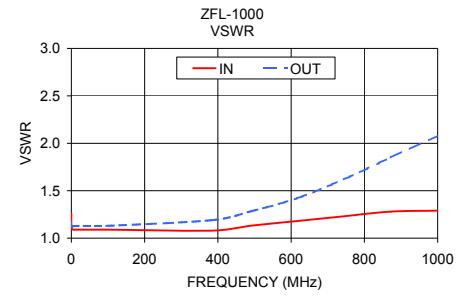
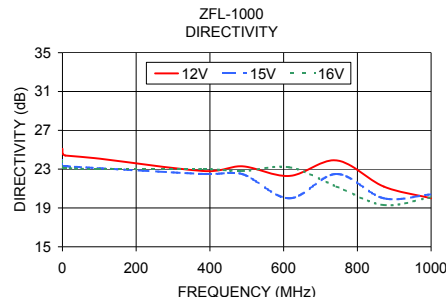
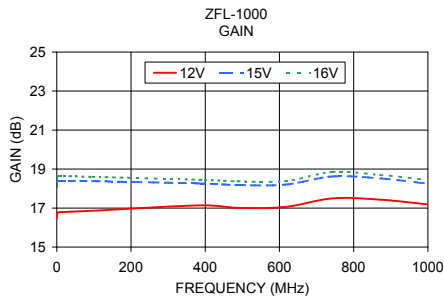
www.minicircuits.com P.O. Box 350166, Brooklyn, NY 11235-0003 (718) 934-4500 sales@minicircuits.com

REV. D
M151107
ZFL-1000+
190426
Page 1 of 2

Typical Performance Data/Curves

ZFL-1000+ ZFL-1000

FREQUENCY (MHz)	GAIN (dB)			DIRECTIVITY (dB)			VSWR (:1)		NOISE FIGURE (dB)	POUT at 1 dB COMPR. (dBm)
	12V	15V	16V	12V	15V	16V	IN	OUT		
0.10	16.48	18.08	18.31	25.10	23.90	23.80	1.26	1.17	—	10.39
0.70	16.72	18.38	18.60	24.60	23.30	23.10	1.10	1.12	—	10.43
7.90	16.79	18.40	18.64	24.40	23.30	23.10	1.09	1.13	—	10.53
95.70	16.86	18.38	18.60	24.10	23.10	23.00	1.09	1.13	6.15	10.50
384.70	17.14	18.26	18.45	22.80	22.50	23.00	1.08	1.19	6.21	9.78
487.20	17.01	18.18	18.37	23.30	22.50	22.80	1.13	1.28	6.20	9.75
615.40	17.06	18.20	18.38	22.30	20.00	23.20	1.18	1.42	6.13	9.45
743.60	17.50	18.62	18.85	23.90	22.50	21.20	1.23	1.62	6.04	9.11
871.80	17.43	18.52	18.70	21.20	20.00	19.30	1.28	1.85	6.29	8.60
1000.00	17.19	18.25	18.44	20.00	20.40	20.10	1.29	2.08	6.09	7.99



Notes

- A. Performance and quality attributes and conditions not expressly stated in this specification document are intended to be excluded and do not form a part of this specification document.
- B. Electrical specifications and performance data contained in this specification document are based on Mini-Circuit's applicable established test performance criteria and measurement instructions.
- C. The parts covered by this specification document are subject to Mini-Circuits standard limited warranty and terms and conditions (collectively, "Standard Terms"); Purchasers of this part are entitled to the rights and benefits contained therein. For a full statement of the Standard Terms and the exclusive rights and remedies thereunder, please visit Mini-Circuits' website at www.minicircuits.com/MCLStore/terms.jsp

