



RACK-MOUNTED

# 10 x 30 dB Attenuator Panel

ZT-275

50Ω DC to 18 GHz 20W

## THE BIG DEAL

- 10 x precision fixed attenuators
- Convenient panel-mounted design
- 20W power rating

## APPLICATIONS

- High power measurements
- Production test set-ups
- RF input protection

## PRODUCT OVERVIEW

Mini-Circuits panel-mounted structures provide clean, organized management of cable runs and connections in complex, high-volume test setups. Multiple connector adapters, power splitters, directional couplers and other essential RF components and test accessories can be integrated efficiently within the test system. Custom configurations are available upon request.

ZT-275 is a 2U height panel incorporating 10 fixed attenuators, each with 30 dB attenuation and 20 W power rating. All ports (SMA female) are accessible on the front panel.



CASE STYLE: YE2750

**RoHS Compliant**  
See our website for RoHS Compliance methodologies and qualifications

## ELECTRICAL SPECIFICATIONS AT 25°C (PER ATTENUATOR)

Parameter	Frequency (GHz)	Min.	Typ.	Max.	Unit
Frequency Range	-	DC	-	18	GHz
Attenuation	DC - 18	-	30	-	dB
VSWR	DC - 6	-	1.3	-	:1
	6 - 12.4	-	1.3	-	
	12.4 - 18	-	1.4	-	
Input Power	DC - 18	-	-	20	W

## MECHANICAL & ENVIRONMENTAL SPECIFICATIONS

Dimensions	19" (W) x 2U (H)			
Case Style	YE2750			
Case Material	Aluminum (with protective coating to prevent corrosion)			
RF Connectors	Panel	Connector	Quantity	Port Labels
	Front	SMA female	20	A1-10; B1-10
Panel Marking	Front Panel		Rear Panel	
	<ul style="list-style-type: none"> <li>• ZT-275</li> <li>• 20W 30 dB Attenuator Rack</li> <li>• DC-18 GHz</li> </ul>		<ul style="list-style-type: none"> <li>• CE / EAC / UKCA</li> <li>• Serial number / date code / model name</li> </ul>	
Panel Items	<ul style="list-style-type: none"> <li>• Carry handles</li> </ul>			
Temperature	Operating: 0 to +50 °C			

REV. B  
ECO-013880  
ZT-275  
MCL NY  
220623





RACK-MOUNTED

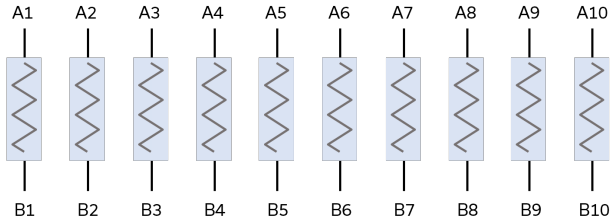
# 10 x 30dB Attenuator Panel

ZT-275

Mini-Circuits

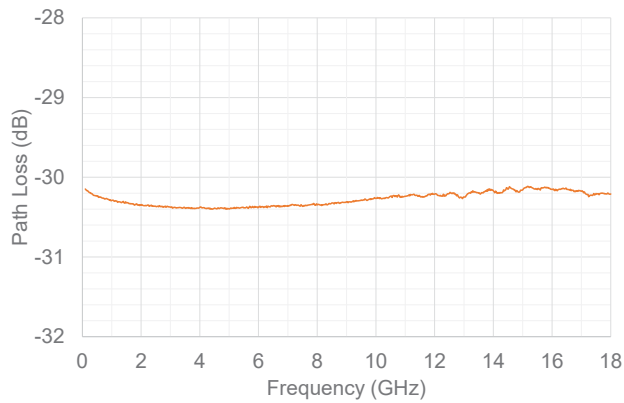
50Ω DC to 18 GHz 20W

## FUNCTIONAL BLOCK DIAGRAM

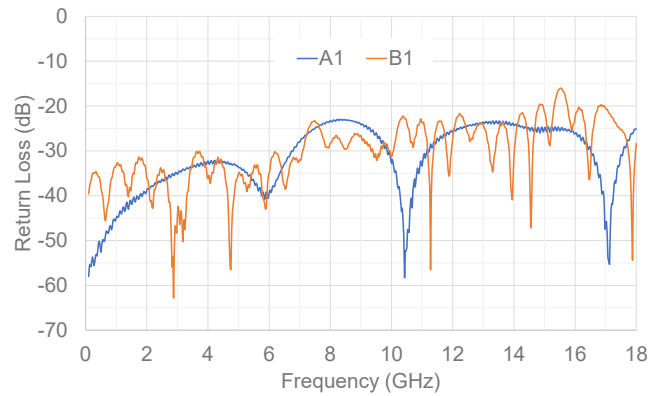


## TYPICAL PERFORMANCE CURVES

Path Loss



Return Loss





RACK-MOUNTED

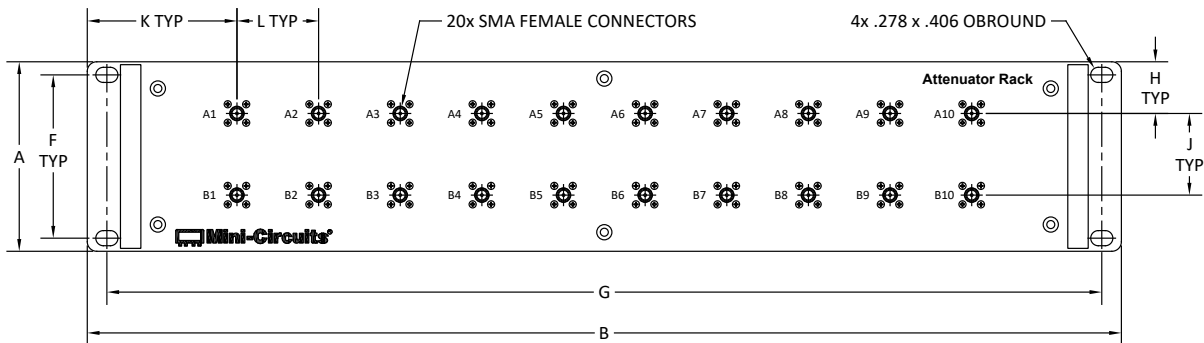
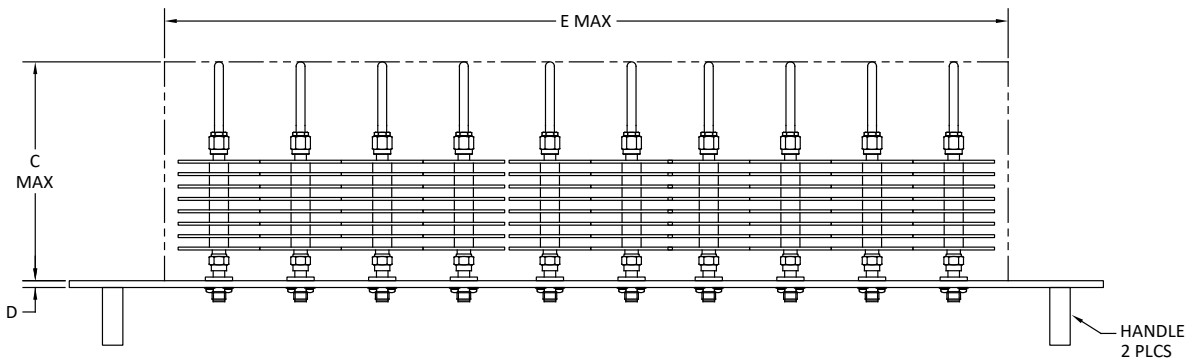
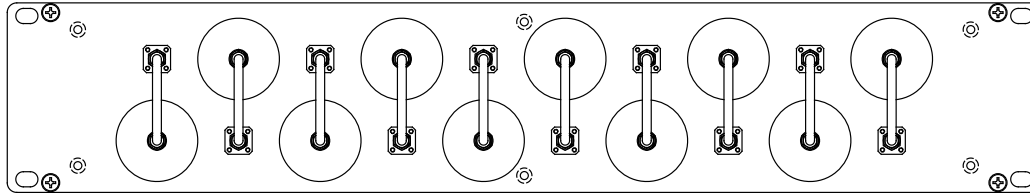
# 10 x 30dB Attenuator Panel

ZT-275

Mini-Circuits

50Ω DC to 18 GHz 20W

## OUTLINE DRAWING



## OUTLINE DIMENSIONS (Inch/mm)

A	B	C	D	E	F	G	H	J	K	L	wt
3.48	19.00	6.00	0.13	13.50	3.000	18.280	0.95	1.50	2.75	1.50	grams
88.4	482.6	152.4	3.30	342.90	76.2	464.3	24.13	38.1	69.9	38.1	1050





RACK-MOUNTED

# 10 x 30 dB Attenuator Panel

ZT-275


Mini-Circuits

50Ω DC to 18 GHz 20W

## ORDERING INFORMATION

To learn more, click here: [ZT-275](#)

Model	Description
ZT-275	10 x 30 dB Attenuator Panel

Included Accessories	Part No.	Description
	HT-4-SMA	SMA Cable Wrench (4 in)

- NOTES**
- A. Performance and quality attributes and conditions not expressly stated in this specification document are intended to be excluded and do not form a part of this specification document.
  - B. Electrical specifications and performance data contained in this specification document are based on Mini-Circuit's applicable established test performance criteria and measurement instructions.
  - C. The parts covered by this specification document are subject to Mini-Circuits standard limited warranty and terms and conditions (collectively, "Standard Terms"); Purchasers of this part are entitled to the rights and benefits contained therein. For a full statement of the standard terms and the exclusive rights and remedies thereunder, please visit Mini-Circuits' website at [www.minicircuits.com/terms/viewterm.html](http://www.minicircuits.com/terms/viewterm.html)

