



RACK-MOUNTED

10 x 10dB Attenuator Panel

ZT-354

50Ω DC to 18 GHz 20W

THE BIG DEAL

- 10 x precision fixed attenuators
- Convenient panel-mounted design
- 20W power rating

APPLICATIONS

- High power measurements
- Production test set-ups
- RF input protection

PRODUCT OVERVIEW

Mini-Circuits panel-mounted structures provide clean, organized management of cable runs and connections in complex, high-volume test setups. Multiple connector adapters, power splitters, directional couplers and other essential RF components and test accessories can be integrated efficiently within the test system. Custom configurations are available upon request. ZT-354 is a 2U height panel incorporating 10 fixed attenuators, each with 10 dB attenuation and 20 W power rating. All ports (SMA female) are accessible on the front panel.



CASE STYLE: YE2750

RoHS Compliant
See our website for RoHS Compliance methodologies and qualifications

ELECTRICAL SPECIFICATIONS AT 25°C (PER ATTENUATOR)

Parameter	Frequency (GHz)	Min.	Typ.	Max.	Unit
Frequency Range	-	DC	-	18	GHz
Attenuation	DC - 18	-	10	-	dB
VSWR	DC - 6	-	1.3	-	:1
	6 - 12.4	-	1.3	-	
	12.4 - 18	-	1.4	-	
Input Power	DC - 18	-	-	20	W

MECHANICAL & ENVIRONMENTAL SPECIFICATIONS

Dimensions	19" (W) x 2U (H)			
Case Style	YE2750			
Case Material	Aluminum (with protective coating to prevent corrosion)			
RF Connectors	Panel	Connector	Quantity	Port Labels
	Front	SMA female	20	A1-10; B1-10
Panel Marking	Front Panel	Rear Panel		
	<ul style="list-style-type: none"> • ZT-354 • 20W 10 dB Attenuator Rack • DC-18 GHz 	<ul style="list-style-type: none"> • CE / EAC / UKCA • Serial number / date code / model name 		
Panel Items	<ul style="list-style-type: none"> • Carry handles 			
Temperature	Operating: 0 to +50 °C			

REV. A
ECO-013880
ZT-354
MCL:NY
220623





RACK-MOUNTED

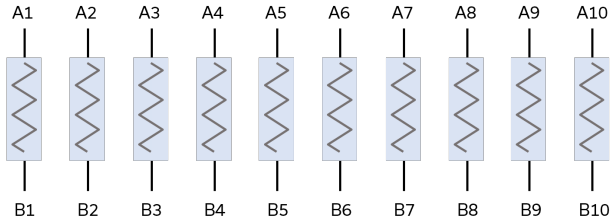
10 x 10dB Attenuator Panel

ZT-354

Mini-Circuits

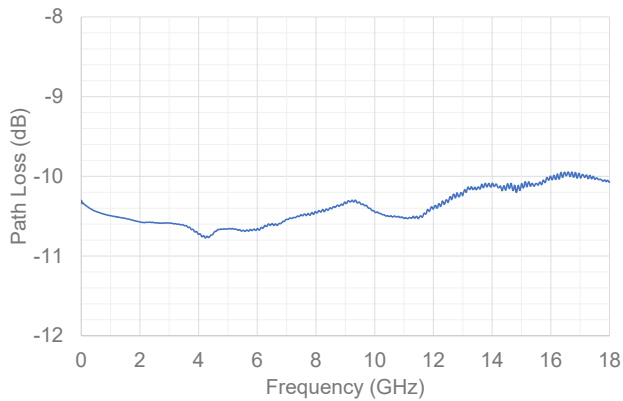
50Ω DC to 18 GHz 20W

FUNCTIONAL BLOCK DIAGRAM

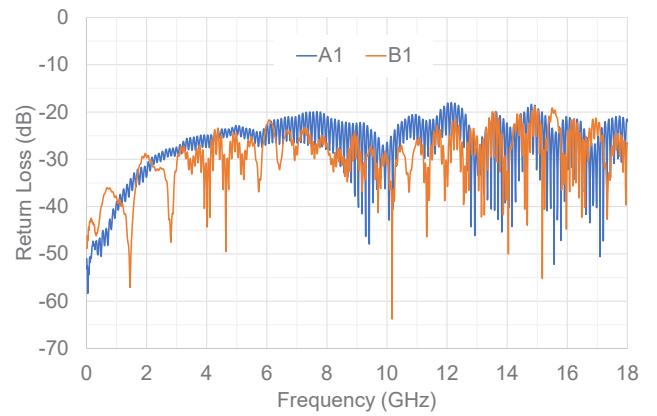


TYPICAL PERFORMANCE CURVES

Path Loss



Return Loss





RACK-MOUNTED

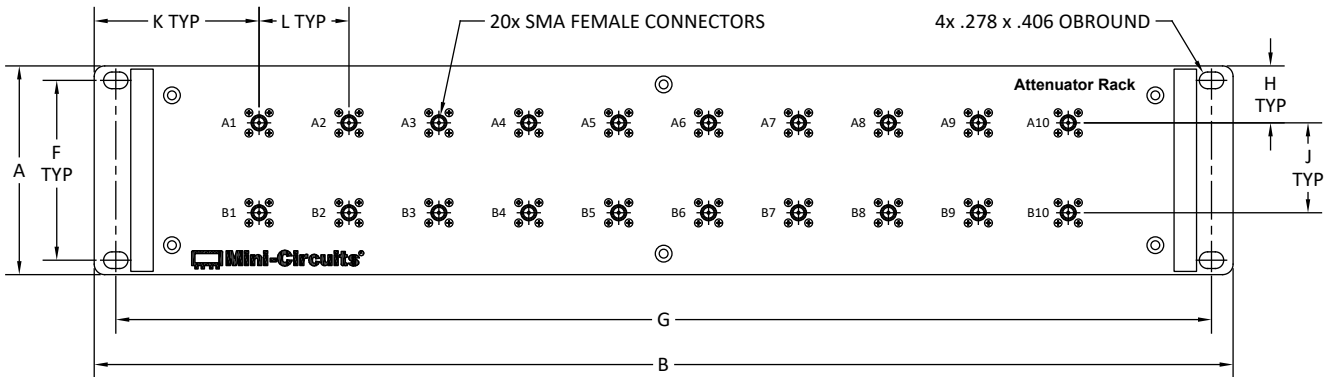
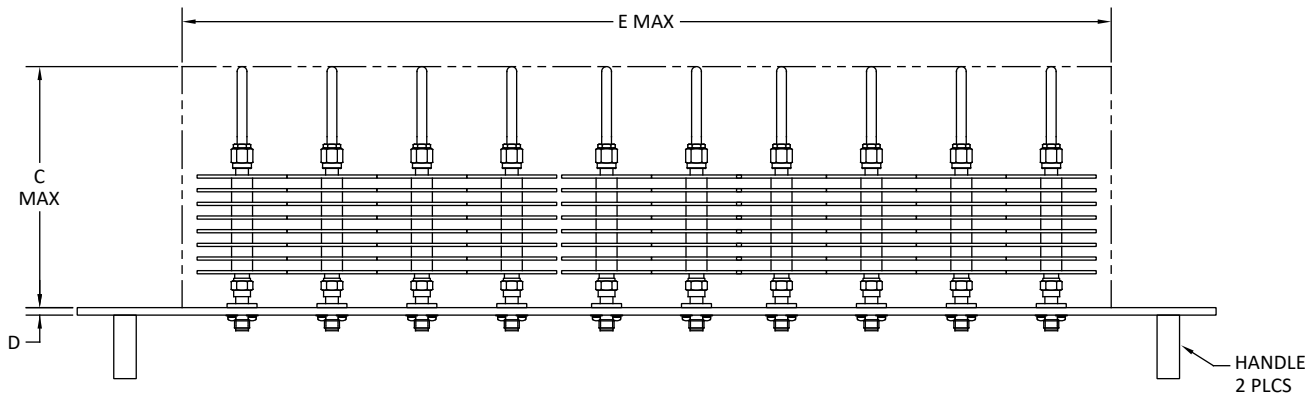
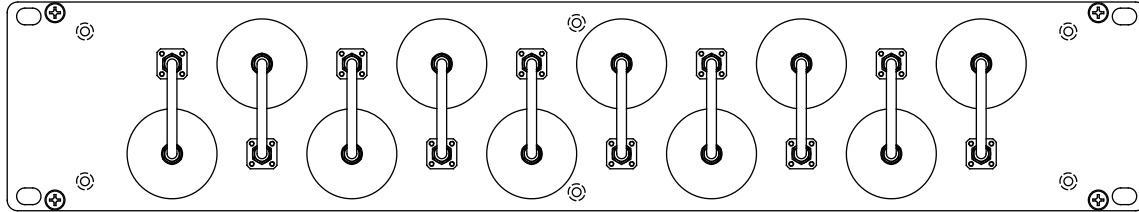
10 x 10dB Attenuator Panel

ZT-354

Mini-Circuits

50Ω DC to 18 GHz 20W

OUTLINE DRAWING



OUTLINE DIMENSIONS (Inch/mm)

A	B	C	D	E	F	G	H	J	K	L	wt
3.48	19.00	6.00	0.13	13.50	3.000	18.280	0.95	1.50	2.75	1.50	grams
88.4	482.6	152.4	3.30	342.90	76.2	464.3	24.13	38.1	69.9	38.1	1050





RACK-MOUNTED

10 x 10dB Attenuator Panel


ZT-354

50Ω DC to 18 GHz 20W

ORDERING INFORMATION

To learn more, click here: [ZT-354](#)

Model	Description
ZT-354	10 x 10 dB Attenuator Panel

Included Accessories	Part No.	Description
	HT-4-SMA	SMA Cable Wrench (4 in)

- NOTES**
- A. Performance and quality attributes and conditions not expressly stated in this specification document are intended to be excluded and do not form a part of this specification document.
 - B. Electrical specifications and performance data contained in this specification document are based on Mini-Circuit's applicable established test performance criteria and measurement instructions.
 - C. The parts covered by this specification document are subject to Mini-Circuits standard limited warranty and terms and conditions (collectively, "Standard Terms"); Purchasers of this part are entitled to the rights and benefits contained therein. For a full statement of the standard terms and the exclusive rights and remedies thereunder, please visit Mini-Circuits' website at www.minicircuits.com/terms/viewterm.html

